



# STATE OF NORTH CAROLINA

**FAYETTEVILLE STATE UNIVERSITY**

**FAYETTEVILLE, NORTH CAROLINA**

**FINANCIAL STATEMENT AUDIT REPORT**

**FOR THE YEAR ENDED JUNE 30, 2009**

**OFFICE OF THE STATE AUDITOR**

**BETH A. WOOD, CPA**

**STATE AUDITOR**

**FAYETTEVILLE STATE UNIVERSITY**

**FAYETTEVILLE, NORTH CAROLINA**

**FINANCIAL STATEMENT AUDIT REPORT**

**FOR THE YEAR ENDED JUNE 30, 2009**

**BOARD OF GOVERNORS**

**THE UNIVERSITY OF NORTH CAROLINA**

**ERSKINE B. BOWLES, PRESIDENT**


**BOARD OF TRUSTEES**

**GLORIA MOORE CARTER, CHAIRMAN**

**ADMINISTRATIVE OFFICERS**

**DR. JAMES A. ANDERSON, CHANCELLOR**

**ROBERT L. BOTLEY, VICE CHANCELLOR FOR BUSINESS AND FINANCE**



**Beth A. Wood, CPA**  
State Auditor

STATE OF NORTH CAROLINA  
**Office of the State Auditor**

2 S. Salisbury Street  
20601 Mail Service Center  
Raleigh, NC 27699-0601  
Telephone: (919) 807-7500  
Fax: (919) 807-7647  
Internet <http://www.ncauditor.net>

---

**AUDITOR'S TRANSMITTAL**

---

The Honorable Beverly Eaves Perdue, Governor  
The General Assembly of North Carolina  
Board of Trustees, Fayetteville State University

We have completed a financial statement audit of Fayetteville State University for the year ended June 30, 2009, and our audit results are included in this report. You will note from the independent auditor's report that we determined that the financial statements are presented fairly in all material respects.

Our consideration of internal control over financial reporting and compliance and other matters based on an audit of the financial statements disclosed a deficiency that is detailed in the Audit Findings and Responses section of this report. The University's response is included following the finding.

*North Carolina General Statutes* require the State Auditor to make audit reports available to the public. Copies of audit reports issued by the Office of the State Auditor may be obtained through one of the options listed in the back of this report.

A handwritten signature in black ink that reads "Beth A. Wood".

Beth A. Wood, CPA  
State Auditor

# TABLE OF CONTENTS

---

	PAGE
INDEPENDENT AUDITOR’S REPORT .....	1
MANAGEMENT’S DISCUSSION AND ANALYSIS .....	3
BASIC FINANCIAL STATEMENTS	
University Exhibits	
A-1 Statement of Net Assets .....	11
A-2 Statement of Revenues, Expenses, and Changes in Net Assets .....	13
A-3 Statement of Cash Flows .....	14
Component Unit Exhibits	
B-1 Statement of Financial Position .....	16
B-2 Statement of Activities .....	17
Notes to the Financial Statements .....	19
INDEPENDENT AUDITOR’S REPORT ON INTERNAL CONTROL OVER FINANCIAL REPORTING AND ON COMPLIANCE AND OTHER MATTERS BASED ON AN AUDIT OF FINANCIAL STATEMENTS PERFORMED IN ACCORDANCE WITH <i>GOVERNMENT AUDITING STANDARDS</i> .....	43
AUDIT FINDINGS AND RESPONSES .....	47
ORDERING INFORMATION .....	49



**Beth A. Wood, CPA**  
State Auditor

STATE OF NORTH CAROLINA  
**Office of the State Auditor**

2 S. Salisbury Street  
20601 Mail Service Center  
Raleigh, NC 27699-0601  
Telephone: (919) 807-7500  
Fax: (919) 807-7647  
Internet <http://www.ncauditor.net>

---

**INDEPENDENT AUDITOR'S REPORT**

---

Board of Trustees  
Fayetteville State University  
Fayetteville, North Carolina

We have audited the accompanying financial statements of Fayetteville State University, a constituent institution of the multi-campus University of North Carolina System, which is a component unit of the State of North Carolina, and its discretely presented component unit, as of and for the year ended June 30, 2009, which collectively comprise the University's basic financial statements as listed in the table of contents. These financial statements are the responsibility of the University's management. Our responsibility is to express opinions on these financial statements based on our audit. We did not audit the financial statements of Fayetteville State University Foundation Inc. and Subsidiary, the University's discretely presented component unit. Those financial statements were audited by other auditors whose report thereon has been furnished to us, and our opinions, insofar as they relate to the amounts included for that entity, are based on the report of the other auditors.

We conducted our audit in accordance with auditing standards generally accepted in the United States of America and the standards applicable to financial audits contained in *Government Auditing Standards*, issued by the Comptroller General of the United States. Those standards require that we plan and perform the audit to obtain reasonable assurance about whether the financial statements are free of material misstatement. The financial statements of Fayetteville State University Foundation Inc. and Subsidiary were not audited in accordance with *Government Auditing Standards*. An audit includes examining, on a test basis, evidence supporting the amounts and disclosures in the financial statements. An audit also includes assessing the accounting principles used and the significant estimates made by management, as well as evaluating the overall financial statement presentation. We believe that our audit and the report of other auditors provide a reasonable basis for our opinions.

In our opinion, based on our audit and the report of other auditors, the financial statements referred to above present fairly, in all material respects, the respective financial position of Fayetteville State University and its discretely presented component unit as of June 30, 2009, and the respective changes in financial position and cash flows, where applicable, thereof for the year then ended in conformity with accounting principles generally accepted in the United States of America.


## INDEPENDENT AUDITOR'S REPORT (CONCLUDED)

---

As discussed in Note 15 to the financial statements, the University implemented Governmental Accounting Standards Board Statement No. 49, *Accounting and Financial Reporting for Pollution Remediation Obligations* and Statement No. 52, *Land and Other Real Estate Held as Investments by Endowments*, during the year ended June 30, 2009.

In accordance with *Government Auditing Standards*, we have also issued our report dated May 20, 2010 on our consideration of the University's internal control over financial reporting and on our tests of its compliance with certain provisions of laws, regulations, contracts, grant agreements, and other matters. The purpose of that report is to describe the scope of our testing of internal control over financial reporting and compliance and the results of that testing, and not to provide an opinion on the internal control over financial reporting or on compliance. That report is an integral part of an audit performed in accordance with *Government Auditing Standards* and should be considered in assessing the results of our audit.

The Management's Discussion and Analysis, as listed in the table of contents, is not a required part of the basic financial statements but is supplementary information required by accounting principles generally accepted in the United States of America. We have applied certain limited procedures, which consisted principally of inquiries of management regarding the methods of measurement and presentation of the required supplementary information. However, we did not audit the information and express no opinion on it.



Beth A. Wood, CPA  
State Auditor

May 20, 2010

## **FAYETTEVILLE STATE UNIVERSITY MANAGEMENT'S DISCUSSION AND ANALYSIS**

---

### **Introduction**

Fayetteville State University (University) provides this overview and management discussion and analysis to assist in understanding the statements and notes to the financial statements presented herewith for the year ended June 30, 2009, and includes comparative data for the year ended June 30, 2008. The discussion describes important trends and events that have impacted the fiscal health of the University and that may continue to exert influence in future years. This discussion has been prepared by and is the responsibility of the University management along with the financial statements and notes. The report should be read and considered in its entirety.

### **Using the Annual Report**

This annual report consists of a series of financial statements, notes and other information prepared in accordance with the Governmental Accounting Standards Board (GASB). The GASB establishes standards for external financial reporting for public colleges and universities and requires that financial statements be presented on a consolidated basis for the University as a whole. These standards were used in the preparation of this document. The statements are prepared under the accrual basis of accounting, whereby revenues and assets are recognized when the service is provided and expenses and liabilities are recognized when others provide the service, regardless of when cash is exchanged. Comparative information for the prior fiscal year is also presented in the condensed financial statements and has been restated to reflect recent GASB changes for reporting certain revenues as nonoperating rather than operating.

The Statement of Cash Flows provides information relative to the University's sources and uses of cash for operating activities, noncapital financing activities, capital and related financing activities, and investing activities. The statement provides a reconciliation of beginning cash balances to ending cash balances and is representative of the activity reported on the Statement of Revenues, Expenses, and Changes in Net Assets as adjusted for changes in the beginning and ending balances of noncash accounts on the Statement of Net Assets.

The Notes to the Financial Statements should be read in conjunction with the financial statements. The Notes to the Financial Statements provide information regarding the significant accounting principles applied in the financial statements, authority for and associated risk of deposits and investments, detailed information on deposits and investments, long-term liabilities, accounts receivable, accounts payable, revenues, and expenses, required information on pension plans, other post employment benefits, insurance against losses, and commitments and contingencies, and if necessary, a discussion of accounting changes, adjustments to prior periods, and events subsequent to the University's financial statement period. Overall, these disclosures provide information to better understand details, risk, and uncertainty associated with amounts reported in the financial statements.

## MANAGEMENT'S DISCUSSION AND ANALYSIS (CONTINUED)

---

### Reporting Entity

The financial statements report information about the University as a whole using accounting methods similar to those used in the private-sector. The University's supporting organization, the Fayetteville State University Foundation Inc. and Subsidiary (Foundation) is a legally separate not-for-profit corporation and is reported as a discretely presented component unit based on the nature and significance of its relationship to the University. Therefore, the results of its operations are not blended with the University's financial statements, but are discretely presented, and are not included in this Management's Discussion and Analysis. The Foundation includes as a subsidiary the University Place Apartments (UPA). These apartments are currently leased to the University under a master lease agreement, for use as student housing.

### Financial Highlights

The University's financial position, as a whole, remained relatively stable during the fiscal year ended June 30, 2009. The combined net assets for the University decreased \$2.68 million in the current year (after restatements), which is a decrease of about 2.36 percent.

### Summary of Net Assets

The Statement of Net Assets presents the assets, liabilities, and net assets of the University as of the end of the fiscal year. The Statement of Net Assets is a point-in-time financial statement. The purpose of the Statement of Net Assets is to present to the readers of the financial statements a fiscal snapshot of Fayetteville State University. The Statement of Net Assets presents end-of-year data showing assets (property that we own and what we are owed by others); liabilities (what we owe to others and have collected from others in advance of providing the service); and net assets (assets minus liabilities).

From the data presented, readers of the Statement of Net Assets are able to determine the assets available to continue the operations of the University. They are also able to determine how much the University owes to vendors and others and how much is held for future use by the University or others. Finally, the Statement of Net Assets provides a picture of the net assets and their availability for expenditure by the University.

Net assets are divided into categories to show the availability to meet University obligations. The first category, invested in capital assets, net of related debt, provides the University's equity in property, plant, and equipment. The next asset category is restricted net assets, which is divided into two categories, nonexpendable and expendable. Restricted nonexpendable net assets consist primarily of the University's permanent endowment funds and are only available for investment purposes. Expendable restricted net assets are available for use by the University but must be spent for purposes as determined by donors and/or external entities that have placed time or purpose restrictions on the use of the assets. The final category is unrestricted net assets. Unrestricted net assets are available to the University for any lawful purpose of the University. Although unrestricted net assets are not subject to externally imposed stipulations, substantially all of the University's unrestricted net assets have been designated for various academic and research programs and initiatives.



## MANAGEMENT'S DISCUSSION AND ANALYSIS (CONTINUED)

Condensed Summary of Net Assets (in millions)				
	2009	2008 (Restated)	Increase/ (Decrease)	Percent Change
<b>Assets:</b>				
Current Assets	\$ 12.29	\$ 12.62	\$ (0.33)	-2.61%
Noncurrent Assets:				
Capital	101.24	101.36	(0.12)	-0.12%
Other	13.23	15.50	(2.27)	-14.65%
Total Assets	126.76	129.48	(2.72)	-2.10%
<b>Liabilities:</b>				
Current Liabilities	6.13	4.87	1.26	25.87%
Noncurrent Liabilities	9.59	10.89	(1.30)	-11.94%
Total Liabilities	15.72	15.76	(0.04)	-0.25%
<b>Net Assets:</b>				
Invested in Capital Assets, Net of Related Debt	95.85	95.12	0.73	0.77%
Restricted:				
Nonexpendable	4.82	3.83	0.99	25.85%
Expendable	5.36	8.30	(2.94)	-35.42%
Unrestricted	5.01	6.47	(1.46)	-22.57%
Total Net Assets	\$ 111.04	\$ 113.72	\$ (2.68)	-2.36%

Net Assets categories are defined in Note 1.L of the Notes to the Financial Statements. For proper comparison, the 2008 column includes the effect of a \$1.25 million restatement to add assets previously expensed (net of depreciation).

As of June 30, 2009, total University net assets were \$111.04 million. The University's largest assets are its capital assets of \$101.24 million, representing 91 percent of total net assets. Noncurrent capital assets decreased by \$0.12 million due to the increases in assets being less than the increases in depreciation. Other non-current assets decreased by \$2.27 million primarily due to a decrease in endowment investments of \$1.02 million, a decrease in restricted due from primary government of \$791 thousand, and a decrease in restricted cash and cash equivalents of \$563 thousand. The loss on endowment investments resulted from the downturn in the economy. The decrease in restricted due from primary government is the amount due from North Carolina Office of the State Controller related to bond funding. The decrease in restricted cash is due to spending from the capital projects funds.

The University's liabilities totaled \$15.72 million at June 30, 2009. Noncurrent liabilities of \$9.59 million consist mainly of \$3.74 million bonds payable and \$2.99 million compensated absences. Other liabilities include contracts, capital leases and accounts payable, U.S. government grants refundable, and funds held for others. Current liabilities increased by \$1.26 million mostly due to an increase in unearned revenues for contracts and grants such as the Microprobe center, recording of the payable for the parking fines due to the State, and an increase in current payables due to state budget cuts. Details of both current and noncurrent liabilities are shown on the Statement of Net Assets and in notes 6 and 7.

## MANAGEMENT'S DISCUSSION AND ANALYSIS (CONTINUED)

---

The University's current assets of \$12.29 million covered the current liabilities of \$6.13 million, at a ratio of 2.00 (\$2.00 in current assets for every \$1.00 in current liabilities).

At June 30, the University had outstanding bonds of \$4.37 million. Bonds payable is the University's largest liability, representing 28 percent of total University liabilities.

The \$2.68 million overall decrease in net assets was largely attributable to the decrease in other noncurrent assets of \$2.27 million, primarily due to the decrease in endowment investments and the decrease in restricted amounts due from primary government. Restricted expendable net assets for Capital Projects decreased by \$2.27 million in fiscal year 09, which can be attributed to state mandated budget reversions of capital improvement funds (funds returned to the state to meet statewide budget needs). There was also a slight decrease in endowed professorships as a result of decreased earnings on investments and increased spending for professorships. Restricted nonexpendable net assets increased mainly due to a \$750,000 pledge fulfillment to the Wachovia Endowed Chair in the School of Education during fiscal year 2009. The University also received \$200,000 for the BB&T Endowment, which is restricted for departmental use. Both were additions to principal in the endowments, therefore are unexpendable. Unrestricted net assets decreased for the year because of the unrealized loss on unrestricted investments and because unrestricted funds were used to cover the deficits in restricted net assets.

### **Summary of Revenues, Expenses, and Changes in Net Assets**

The Statement of Revenues, Expenses, and Changes in Net Assets presents the revenues earned and expenses incurred during the year. Activities are reported as either operating or nonoperating. A public University's dependency on State aid and gifts will result in operating deficits since the GASB requires that State appropriations and gifts be classified as nonoperating revenues. The utilization of long-lived assets, referred to as capital assets, is reflected in the financial statements as depreciation, which amortizes the cost of an asset over its expected useful life.

The change in total net assets as presented on the Condensed Summary of Net Assets is based on the activity presented in the Statement of Revenues, Expenses, and Changes in Net Assets. The purpose of the statement is to present the revenues received by the University, both operating and nonoperating, the expenses paid by the University, operating and nonoperating, and any other revenues, expenses, gains, and losses received or spent by the University.

Generally speaking, operating revenues are received for providing goods and services to the various customers and constituencies of the University. Operating expenses are those expenses paid to acquire or produce the goods and services provided in return for the operating revenues, and to carry out the mission of the University. Nonoperating revenues are revenues received for which goods and services are not provided. Capital grants are considered neither operating nor nonoperating revenues and are reported after "Loss Before Other Revenues and Expenses."

## MANAGEMENT'S DISCUSSION AND ANALYSIS (CONTINUED)

### Condensed Summary of Revenues, Expenses, and Changes in Net Assets (in millions)

	2009	2008 (Restated)	Increase/ (Decrease)	Percent Change
<b>Operating Revenues:</b>				
Student Tuition and Fees, Net	\$ 14.89	\$ 14.93	\$ (0.04)	-0.27%
Sales and Services, Net	9.84	8.02	1.82	22.69%
Other Operating Revenues	0.22	0.10	0.12	120.00%
Total Operating Revenues	24.95	23.05	1.90	8.24%
<b>Operating Expenses:</b>				
Salaries and Benefits	64.58	60.88	3.70	6.08%
Supplies and Materials	6.02	9.29	(3.27)	-35.20%
Services	18.80	17.84	0.96	5.38%
Scholarships and Fellowships	10.15	9.56	0.59	6.17%
Utilities	2.55	2.96	(0.41)	-13.85%
Depreciation	2.67	3.35	(0.68)	-20.30%
Total Operating Expenses	104.77	103.88	0.89	0.86%
Operating Loss	(79.82)	(80.83)	1.01	-1.25%
<b>Nonoperating Revenues (Expenses):</b>				
State Appropriations	50.13	57.07	(6.94)	-12.16%
State Aid-Federal Recovery Funds	2.17		2.17	
Noncapital Grants	24.45	21.47	2.98	13.88%
Interest and Fees on Debt	(0.30)	(0.30)	0.00	0.00%
Other Nonoperating Revenue(Expense)	(0.03)	1.13	(1.16)	-102.65%
Net Nonoperating Revenues	76.42	79.37	(2.95)	-3.72%
Loss Before Other Revenues	(3.40)	(1.46)	(1.94)	132.88%
Capital Grants and Refunds	(0.27)	7.41	(7.68)	-103.64%
Additions to Endowments	0.99	0.82	0.17	20.73%
Increase/Decrease in Net Assets	(2.68)	6.77	(9.45)	-139.59%
<b>Net Assets:</b>				
Beginning of Year (Restated)	113.72	106.95	6.77	6.33%
End of Year	\$ 111.04	\$ 113.72	\$ (2.68)	-2.36%

The Condensed Summary of Revenues, Expenses, and Changes in Net Assets shows a decrease in net assets of \$2.68 million at the end of the year.

The total operating loss for fiscal year 2009 was \$79.82 million. Since the State of North Carolina appropriation and significant student financial aid revenue is not included within operating revenue per GASB, the University shows a significant operating loss.

The University strives to provide students with the opportunity to obtain a quality education. Future University enrollments may be affected by a number of factors, including the national economy, any material increase in tuition and other mandatory charges. Changes in appropriation funding from the State of North Carolina may influence costs to students and the ability to continue normal operations. The State appropriations, which were reduced in fiscal

## MANAGEMENT'S DISCUSSION AND ANALYSIS (CONTINUED)

---

fiscal year 2009 and are budgeted for reduction in fiscal year 2010, are a critical source of funding for the University.

The State appropriations are received through an allotment and requisition system through the North Carolina Office of State Budget and Management and the North Carolina Office of State Controller. There is no direct connection between the amount of tuition revenues collected by the University and the amount of State funds appropriated in any given year. For the fiscal year beginning July 1, 2008, and ending June 30, 2009, the appropriations from the State for the University were \$50.13 million for operations and \$(0.27) million for capital projects. These appropriations were recorded by the University during the fiscal year. State appropriations decreased approximately 12% and capital appropriations decreased approximately 104% during the fiscal year mainly as a result of state mandated budget reversions (funds returned to the state to meet statewide budget needs). Fayetteville State University received \$2.17 million of Education State Fiscal Stabilization Funds made available through the American Recovery and Reinvestment Act (ARRA) in the 2008-2009 fiscal year to partially offset Purpose 101 Faculty salary and benefit (payroll) requirements in the University. Future receipt of such funds is uncertain.

Operating revenues include tuition and fees, operating grants and contracts, and sales and services, primarily to students (housing, dining, bookstore, health and other services). Although the University had a \$281 increase in the annual cost of tuition, a decline in enrollment caused a slight decrease of (0.27%) in tuition and fee revenues. There were no fee increases during fiscal year 2009. Previously, operating revenues included Pell, Federal Supplemental Educational Opportunity, Academic and Competitiveness, National Science and Mathematics Access to Retain Talent, and Federal Work-Study grants, but these revenues must now be reported as nonoperating revenues per a new GASB requirement. The current year and prior year numbers have been restated to reflect this reporting change. Sales and Services revenue increased by 22.69%, mainly due to the implementation of a book rental program in Fall 2008. This program makes textbooks more affordable and accessible to our students by assessing a \$140 fee per semester to full time students. The fee is pro-rated for part-time students and summer sessions. Graduate students may have this fee waived upon request.

The decrease in other nonoperating revenue is primarily due to the decrease in earnings on investments.

Operating expenses, including depreciation of \$2.67 million, totaled \$104.77 million. Of this total, \$48.41 million, or 46.21 percent, was used for instruction and academic support; \$10.32 million, or 9.85 percent, was used for institutional support; \$10.14 million, or 9.67 percent, was used for operations and maintenance of plant; and \$14.50 million, or 13.84 percent, was used for auxiliary enterprises.

There were salary increases provided by the State equal to the greater of \$1,110 or 2.75% for SPA employees and an average of 3% for EPA employees. In addition, employer retirement contributions for the Teachers and State Employees Retirement System (TSERS) and Law Enforcement Officers Retirement (LEO) increased by 0.31%. These salary and benefits increases caused most of the increase in the Salaries and Benefits category for the fiscal

## MANAGEMENT'S DISCUSSION AND ANALYSIS (CONTINUED)

year 2009. The decrease in operating expenses for Supplies and Materials is related to the state mandated budget reductions.

One of the University's greatest strengths is the diverse streams of revenues that supplement student tuition and fees, including voluntary private support from individuals, foundations, and corporations, along with government and other sponsored programs, State appropriations, and investment income. The University has in the past and will continue to seek funding aggressively from all possible sources consistent with its mission, to supplement student tuition, and prudently manage the financial resources realized from these efforts to fund its operating activities.

### Capital Assets

With the successful passage of the higher education bond referendum in November 2000 the University received a \$46 million allocation to enhance campus facilities. Major capital expenditures provided from the bond funding during the year ended June 30, 2009 include renovations to the Lyons Building (\$158 thousand), the Lilly Building (\$752 thousand), the Collins Building (\$152 thousand), and the Taylor Building (\$326 thousand). In addition to costs incurred, the University had approximately \$2.2 million in outstanding commitments for construction projects as of June 30, 2009.

Other capital projects for the fiscal year 2009 include repair and renovation expenditures of \$1.7 million, including Butler Theater Renovations (\$223 thousand), Student Center Roof Replacement, and generator and chiller replacements in several buildings. Construction began on the Nursing Education and Research Center, a \$10 million project, and planning began for the Science and Technology complex. Buildings completed and capitalized during the 2008-2009 fiscal year include the Chancellor's Residence and the Lilly Building Renovation. The total capital assets, net of accumulated depreciation, at June 30, 2009 were \$101.24 million. For more detailed information about asset holdings, see Note 5 of the Notes to the Financial Statements.

### Long-Term Debt Activities

The University incurs long-term debt to finance construction projects, to purchase equipment using lease arrangements and to provide for accumulated unused vacation benefits for employees. As shown in the following chart, the University decreased its long-term debt by \$638,655.60 during fiscal year 2009.

	2009	2008	Increase/ (Decrease)
Bonds Payable	\$ 4,365,000.00	\$ 4,955,000.00	\$ (590,000.00)
Capital Leases Payable	1,021,570.09	1,289,174.69	(267,604.60)
Compensated Absences	3,422,824.00	3,286,875.00	135,949.00
Pollution Remediation Payable	83,000.00		83,000.00
Total Long-Term Liabilities	<u>\$ 8,892,394.09</u>	<u>\$ 9,531,049.69</u>	<u>\$ (638,655.60)</u>

No new bond debt was issued during fiscal year 2009. For detailed information about long-term debt, see Note 7 and Note 8 of the Notes to the Financial Statements.

### **Factors Impacting Future Periods**

Management believes that the University is well positioned to continue its level of excellence in service to students, the community, and governmental agencies. The University's ongoing efforts toward revenue diversification and cost containment will enable the University to provide the necessary resources to support this level of excellence. The University's management team was completed with the hiring of the Vice Chancellor for Institutional Advancement, in August, 2009. This team has developed a new set of strategic priorities for the University, and they are leading the University in preparation for the SACS (Southern Association of Colleges and Schools) accreditation review in 2010-2011. Management changes are not considered to have a significant effect on the continued operations and financial position of the University.

A crucial element to the University's future will continue to be our relationship with the State of North Carolina, as well as working to manage tuition and fees while staying competitive and providing an outstanding college education for our students. There is a direct relationship between the growth of State support and the University's ability to control tuition growth, as declines in State appropriations generally result in increased tuition levels.

The University continues to execute its long-range plan to modernize and expand its complement of facilities with a balance of new construction and renovations to older facilities. This strategy addresses the University's growth and the continuing effects of technology on teaching methodologies.

Private gifts are an important supplement to the fundamental support from the State, student tuition and fees, and other revenue sources. Gifts are a significant factor in the growth and support of academic units and support for student scholarships. Economic pressures affecting donors may affect the future level of support the University receives from corporate and individual giving, including the support received through the Fayetteville State University Foundation Inc. and Subsidiary.

The University will continue to employ its long-term investment strategy to maximize total returns, at an appropriate level of risk, while utilizing a spending rate policy to insulate the University's operations from temporary market volatility.

While it is not possible to predict the ultimate results, management believes that with cost reduction measures implemented and the continued support of the State of North Carolina and faithful donors, the University's financial condition is strong enough to weather current economic uncertainties.

***Fayetteville State University***  
***Statement of Net Assets***  
***June 30, 2009***

***Exhibit A-1***

**ASSETS**

Current Assets:

Cash and Cash Equivalents	\$ 5,169,216.04
Restricted Cash and Cash Equivalents	3,857,836.94
Receivables, Net (Note 4)	2,787,537.57
Inventories	158,760.12
Notes Receivable (Note 4)	320,673.98
	<hr/>
Total Current Assets	12,294,024.65

Noncurrent Assets:

Restricted Cash and Cash Equivalents	5,577,122.91
Restricted Due from Primary Government	890,315.88
Endowment Investments	4,254,541.43
Other Investments	427,960.16
Notes Receivable, Net (Note 4)	2,082,798.32
Capital Assets - Nondepreciable (Note 5)	4,031,704.91
Capital Assets - Depreciable, Net (Note 5)	97,209,410.97
	<hr/>
Total Noncurrent Assets	114,473,854.58

Total Assets	<hr/> <hr/> 126,767,879.23
--------------	----------------------------

**LIABILITIES**

Current Liabilities:

Accounts Payable and Accrued Liabilities (Note 6)	2,362,991.72
Due to Primary Government	317,026.55
Unearned Revenue	1,963,751.20
Interest Payable	56,553.33
Long-Term Liabilities - Current Portion (Note 7)	1,432,057.35
	<hr/>
Total Current Liabilities	6,132,380.15

Noncurrent Liabilities:

Funds Held for Others	247,592.79
U. S. Government Grants Refundable	1,887,411.62
Long-Term Liabilities (Note 7)	7,460,336.74
	<hr/>
Total Noncurrent Liabilities	9,595,341.15

Total Liabilities	<hr/> <hr/> 15,727,721.30
-------------------	---------------------------

***Fayetteville State University***  
***Statement of Net Assets***  
***June 30, 2009***

***Exhibit A-1***  
***Page 2***

**NET ASSETS**

Invested in Capital Assets, Net of Related Debt	95,854,545.79
Restricted for:	
Nonexpendable:	
Scholarships and Fellowships	892,484.59
Endowed Professorships	3,147,043.79
Departmental Uses	200,000.00
Loans	580,136.52
Expendable:	
Scholarships and Fellowships	670,630.20
Endowed Professorships	925,647.39
Departmental Uses	668,309.10
Capital Projects	2,532,768.15
Debt Service	562,169.04
Unrestricted	<u>5,006,423.36</u>
Total Net Assets	<u><u>\$ 111,040,157.93</u></u>

The accompanying notes to the financial statements are an integral part of this statement.



***Fayetteville State University***  
***Statement of Revenues, Expenses, and***  
***Changes in Net Assets***  
***For the Fiscal Year Ended June 30, 2009***

***Exhibit A-2***

**REVENUES**

Operating Revenues:	
Student Tuition and Fees, Net (Note 9)	\$ 14,892,712.52
Sales and Services, Net (Note 9)	9,838,548.89
Interest Earnings on Loans	429.22
Other Operating Revenues	218,663.21
	<hr/>
Total Operating Revenues	24,950,353.84
	<hr/>

**EXPENSES**

Operating Expenses:	
Salaries and Benefits	64,580,630.27
Supplies and Materials	6,022,376.13
Services	18,796,953.65
Scholarships and Fellowships	10,152,341.25
Utilities	2,545,522.12
Depreciation	2,672,085.98
	<hr/>
Total Operating Expenses	104,769,909.40
	<hr/>
Operating Loss	(79,819,555.56)
	<hr/>

**NONOPERATING REVENUES (EXPENSES)**

State Appropriations	50,125,659.39
State Aid - Federal Recovery Funds	2,172,802.00
Noncapital Grants - Federal Student Financial Aid	13,830,344.93
Other Noncapital Grants	10,624,708.52
Noncapital Gifts, Net	712,081.69
Investment Loss	(491,926.98)
Interest and Fees on Debt	(305,032.80)
Other Nonoperating Expenses	(249,002.20)
	<hr/>
Net Nonoperating Revenues	76,419,634.55
	<hr/>
Loss Before Other Revenues and Expenses	(3,399,921.01)
	<hr/>
Refund of Prior Years Capital Appropriations	(332,596.89)
Capital Grants	66,294.08
Additions to Endowments	986,947.17
	<hr/>
Decrease in Net Assets	(2,679,276.65)
	<hr/>

**NET ASSETS**

Net Assets - July 1, 2008, as Restated (Note 16)	113,719,434.58
	<hr/>
Net Assets - June 30, 2009	\$ 111,040,157.93
	<hr/> <hr/>

The accompanying notes to the financial statements are an integral part of this statement.

**Fayetteville State University**  
**Statement of Cash Flows**  
**For the Fiscal Year Ended June 30, 2009**

**Exhibit A-3**

**CASH FLOWS FROM OPERATING ACTIVITIES**

Received from Customers	\$ 24,992,089.24
Payments to Employees and Fringe Benefits	(64,423,634.55)
Payments to Vendors and Suppliers	(26,776,374.32)
Payments for Scholarships and Fellowships	(10,152,341.25)
Loans Issued	(181,649.80)
Collection of Loans	158,069.03
Interest Earned on Loans	2,197.52
Other Receipts	43,632.12
	<hr/>
Net Cash Used by Operating Activities	(76,338,012.01)

**CASH FLOWS FROM NONCAPITAL FINANCING ACTIVITIES**

State Appropriations	50,125,659.39
State Aid - Federal Recovery Funds	2,172,802.00
Noncapital Grants - Federal Student Financial Aid	13,809,663.03
Noncapital Grants	10,948,347.60
Noncapital Gifts	712,081.69
Additions to Endowments	986,947.17
Federal Family Education Loan Receipts	29,452,435.56
Federal Family Education Loan Disbursements	(29,463,352.56)
Related Activity Agency Disbursements	(495,158.52)
Other Payments	(1,750.00)
	<hr/>
Net Cash Provided by Noncapital Financing Activities	78,247,675.36

**CASH FLOWS FROM CAPITAL FINANCING AND RELATED FINANCING ACTIVITIES**

Refund of Prior Years Capital Appropriations	(332,596.89)
Capital Grants	857,995.82
Proceeds from Sale of Capital Assets	105.80
Acquisition and Construction of Capital Assets	(2,726,221.96)
Principal Paid on Capital Debt and Leases	(857,604.60)
Interest and Fees Paid on Capital Debt and Leases	(314,065.57)
	<hr/>
Net Cash Used by Capital Financing and Related Financing Activities	(3,372,387.40)

**CASH FLOWS FROM INVESTING ACTIVITIES**

Proceeds from Sales and Maturities of Investments	471,000.00
Investment Income	547,784.70
Purchase of Investments and Related Fees	(457,296.91)
	<hr/>
Net Cash Provided by Investing Activities	561,487.79
	<hr/>
Net Decrease in Cash and Cash Equivalents	(901,236.26)
Cash and Cash Equivalents - July 1, 2008	15,505,412.15
	<hr/>
Cash and Cash Equivalents - June 30, 2009	<u>\$ 14,604,175.89</u>

**Fayetteville State University**  
**Statement of Cash Flows**  
**For the Fiscal Year Ended June 30, 2009**

**Exhibit A-3**  
**Page 2**

**RECONCILIATION OF NET OPERATING REVENUES (EXPENSES)  
TO NET CASH USED BY OPERATING ACTIVITIES**

Operating Loss	\$ (79,819,555.56)
Adjustments to Reconcile Operating Loss to Net Cash Used by Operating Activities:	
Depreciation Expense	2,672,085.98
Allowances, Write-Offs, and Amortizations	(256,526.04)
Changes in Assets and Liabilities:	
Receivables (Net)	337,810.10
Inventories	61,321.00
Accounts Payable and Accrued Liabilities	323,508.55
Due to Primary Government	40,747.15
Pollution Remediation Payable	83,000.00
Unearned Revenue	63,596.46
US Government Grants Refundable	43,632.12
Compensated Absences	135,949.00
Student Loans Receivable	<u>(23,580.77)</u>
Net Cash Used by Operating Activities	<u>\$ (76,338,012.01)</u>

**RECONCILIATION OF CASH AND CASH EQUIVALENTS**

Current Assets:	
Cash and Cash Equivalents	\$ 5,169,216.04
Restricted Cash and Cash Equivalents	3,857,836.94
Noncurrent Assets:	
Restricted Cash and Cash Equivalents	<u>5,577,122.91</u>
Total Cash and Cash Equivalents - June 30, 2009	<u>\$ 14,604,175.89</u>

**NONCASH INVESTING, CAPITAL, AND FINANCING ACTIVITIES**

Change in Fair Value of Investments	\$ (1,026,393.44)
Loss on Disposal of Capital Assets	(22,182.60)

The accompanying notes to the financial statements are an integral part of this statement.

***Fayetteville State University Foundation Inc. and Subsidiary***  
***Statement of Financial Position***  
***June 30, 2009***

***Exhibit B-1***

**ASSETS**

Current Assets:

Cash in Bank	\$ 1,511,013
Cash in Bank - Housing Foundation	1,840,486
Accounts Receivable	28,830
Investments - Land for Sale	475,922
Investments	2,078,404
	<hr/>

Total Current Assets 

---

5,934,655

---

Property, Plant and Equipment:

Furniture and Equipment	1,100,733
Land and Buildings	12,424,385
	<hr/> 13,525,118
Less: Accumulated Depreciation	<hr/> 3,184,859

Net Property and Equipment 

---

10,340,259

Total Assets 

---

---

\$ 16,274,914

**LIABILITIES AND NET ASSETS**

Current Liabilities:

Accounts Payable	\$ 58,205
Current Maturities of Long-Term Debt	245,000
Security Deposits	34,190
	<hr/>

Total Current Liabilities 

---

337,395

Long-Term Debt 

---

13,555,000

Net Assets:

Unrestricted:	
Subsidiary - FSU Housing Foundation	(4,280,454)
Fayetteville State University Foundation	1,064,412
Temporarily Restricted:	
Subsidiary - FSU Housing Foundation	1,805,383
Fayetteville State University Foundation	1,356,178
Permanently Restricted	2,437,000
	<hr/>

Total Net Assets 

---

2,382,519

Total Liabilities and Net Assets 

---

---

\$ 16,274,914

The accompanying notes to the financial statements are an integral part of this statement.

**Fayetteville State University Foundation Inc. and Subsidiary**  
**Statement of Activities**  
**For the Fiscal Year Ended June 30, 2009**

**Exhibit B-2**

	<b>Unrestricted</b>	<b>Temporarily Restricted</b>	<b>Permanently Restricted</b>	<b>Total</b>
Support				
Gifts and Donations	\$ 133,630	\$ 186,269	\$ 55,798	\$ 375,697
Total Support	<u>133,630</u>	<u>186,269</u>	<u>55,798</u>	<u>375,697</u>
Revenue				
Interest and Dividend Income	29,072	60,671		89,743
Miscellaneous Income	2,460			2,460
Rental Income	1,352,028			1,352,028
Net Mandatory Transfers to and from Debt Service Reserve Accounts	<u>(163,420)</u>	<u>163,420</u>		
Total Revenue	<u>1,220,140</u>	<u>224,091</u>		<u>1,444,231</u>
Total Support and Revenue	<u>1,353,770</u>	<u>410,360</u>	<u>55,798</u>	<u>1,819,928</u>
Operating Expenses				
Program Services	2,062,380			2,062,380
Management and General	21,021			21,021
Fund Raising Expenses	<u>17,381</u>			<u>17,381</u>
Total Operating Expenses	<u>2,100,782</u>			<u>2,100,782</u>
Increase (Decrease) in Net Assets Before Other Revenues and Expenses	(747,012)	410,360	55,798	(280,854)
Other Expenses				
Net Loss on Investment		<u>(505,412)</u>		<u>(505,412)</u>
Increase (decrease) in net assets	(747,012)	(95,052)	55,798	(786,266)
Net Assets				
Beginning of Year	<u>(2,469,030)</u>	<u>3,256,613</u>	<u>2,381,202</u>	<u>3,168,785</u>
End of Year	<u>\$ (3,216,042)</u>	<u>\$ 3,161,561</u>	<u>\$ 2,437,000</u>	<u>\$ 2,382,519</u>

The accompanying notes to the financial statements are an integral part of this statement

[ This Page Left Blank Intentionally ]

**FAYETTEVILLE STATE UNIVERSITY**  
**NOTES TO THE FINANCIAL STATEMENTS**  
**JUNE 30, 2009**

---

**NOTE 1 - SIGNIFICANT ACCOUNTING POLICIES**

- A. Financial Reporting Entity** - The concept underlying the definition of the financial reporting entity is that elected officials are accountable to their constituents for their actions. As required by accounting principles generally accepted in the United States of America (GAAP), the financial reporting entity includes both the primary government and all of its component units. An organization other than a primary government serves as a nucleus for a reporting entity when it issues separate financial statements. Fayetteville State University is a constituent institution of the multi-campus University of North Carolina System, which is a component unit of the State of North Carolina and an integral part of the State's *Comprehensive Annual Financial Report*.

The accompanying financial statements present all funds belonging to the University and its component unit. While the Board of Governors of the University of North Carolina System has ultimate responsibility, the Chancellor, the Board of Trustees, and the Board of Trustees of the Endowment Fund have delegated responsibilities for financial accountability of the University's funds. The University's component unit is discretely presented in the University's financial statements. The discretely presented component unit's financial data is reported in separate financial statements because of its use of different GAAP reporting models and to emphasize its legal separateness.

**Discretely Presented Component Unit** - The Fayetteville State University Foundation Inc. and Subsidiary (Foundation) is a legally separate, tax-exempt not-for-profit corporation and is reported as a discretely presented component unit based on the nature and significance of its relationship to the University. The Fayetteville State University Housing Foundation LLC is a wholly owned subsidiary of the Foundation. Its primary purpose is to build, maintain, and manage a student housing facility for students of Fayetteville State University.

The Foundation acts primarily as a fund-raising organization to supplement the resources that are available to the University in support of its programs. The Foundation board consists of 32 directors. Although the University does not control the timing or amount of receipts from the Foundation, the majority of resources, or income thereon, that the Foundation holds and invests are restricted to the activities of the University by the donors. Because these restricted resources held by the

## NOTES TO THE FINANCIAL STATEMENTS (CONTINUED)

---

Foundation can only be used by, or for the benefit of the University, the Foundation is considered a component unit of the University and is reported in separate financial statements because of the difference in its reporting model, as described below.

The Foundation is a private not-for-profit organization that reports its financial results under Financial Accounting Standards Board (FASB) Statements. As such, certain revenue recognition criteria and presentation features are different from the Governmental Accounting Standards Board (GASB) revenue recognition criteria and presentation features. No modifications have been made to the Foundation's financial information in the University's financial reporting entity for these differences.

During the year ended June 30, 2009, the Foundation distributed \$225,525.40 to the University for both restricted and unrestricted purposes. Complete financial statements for the Foundation can be obtained from Fayetteville State University Foundation Inc. and Subsidiary at (910) 672-1151.

- B. Basis of Presentation** - The accompanying financial statements are presented in accordance with accounting principles generally accepted in the United States of America as prescribed by the Governmental Accounting Standards Board (GASB).

Pursuant to the provisions of GASB Statement No. 34, *Basic Financial Statements – and Management's Discussion and Analysis - for State and Local Governments*, as amended by GASB Statement No. 35, *Basic Financial Statements - and Management's Discussion and Analysis - for Public Colleges and Universities*, the full scope of the University's activities is considered to be a single business-type activity and accordingly, is reported within a single column in the basic financial statements.

In accordance with GASB Statement No. 20, *Accounting and Financial Reporting for Proprietary Funds and Other Governmental Entities That Use Proprietary Fund Accounting*, the University does not apply Financial Accounting Standards Board (FASB) pronouncements issued after November 30, 1989, unless the GASB amends its pronouncements to specifically adopt FASB pronouncements issued after that date.

- C. Basis of Accounting** - The financial statements of the University have been prepared using the economic resource measurement focus and the accrual basis of accounting. Under the accrual basis, revenues are recognized when earned, and expenses are recorded when an obligation has been incurred, regardless of the timing of the cash flows.



## NOTES TO THE FINANCIAL STATEMENTS (CONTINUED)

---

Nonexchange transactions, in which the University receives (or gives) value without directly giving (or receiving) equal value in exchange includes State appropriations, certain grants, and donations. Revenues are recognized, net of estimated uncollectible amounts, as soon as all eligibility requirements imposed by the provider have been met, if probable of collection.

- D. Cash and Cash Equivalents** - This classification includes undeposited receipts, petty cash, cash on deposit with private bank accounts, cash on deposit with fiscal agents, and deposits held by the State Treasurer in the short-term investment fund. The short-term investment fund maintained by the State Treasurer has the general characteristics of a demand deposit account in that participants may deposit and withdraw cash at any time without prior notice or penalty.
- E. Investments** - Investments are reported at fair value, as determined by quoted market prices. The net increase (decrease) in the fair value of investments is recognized as a component of investment income.

Endowment investments include the principal amount of gifts and bequests that, according to donor restrictions, must be held in perpetuity or for a specified period of time, along with any accumulated investment earnings on such amounts. Further, endowment investments also include amounts internally designated by the University for investment in an endowment capacity (i.e. quasi-endowments), along with accumulated investment earnings on such amounts.

- F. Receivables** - Receivables consist of tuition and fees charged to students and charges for auxiliary enterprises' sales and services. Receivables also include amounts due from the federal government, state and local governments, and private sources in connection with reimbursement of allowable expenditures made pursuant to contracts and grants that are verifiable, measurable, and expected to be collected and available for expenditures for which the resource provider's conditions have been satisfied. Receivables are recorded net of estimated uncollectible amounts.
- G. Inventories** - Inventories, consisting of expendable supplies, are valued at cost using either first-in, first-out or last invoice cost method. Merchandise for resale is valued using the first-in, first-out method.
- H. Capital Assets** - Capital assets are stated at cost at date of acquisition or fair value at date of donation in the case of gifts. The value of assets constructed includes all material direct and indirect construction costs. Interest costs incurred are capitalized during the period of construction.

## NOTES TO THE FINANCIAL STATEMENTS (CONTINUED)

---

The University capitalizes assets that have a value or cost in excess of \$5,000 at the date of acquisition and an estimated useful life of more than one year. Library books are generally not considered to have a useful life of more than one year unless part of a collection and are expensed in the year of acquisition.

Depreciation is computed using the straight-line method over the estimated useful lives of the assets, generally 35 years for general infrastructure, 75 years for buildings, and 2 to 25 years for equipment.

The University does not capitalize its art collection. This collection adheres to the University's policy to maintain for public exhibition, education, or research; protect, keep unencumbered, care for, and preserve; and require proceeds from their sale to be used to acquire other collection items. Accounting principles generally accepted in the United States of America permit collections maintained in this manner to be charged to operations at time of purchase rather than be capitalized.

- I. Restricted Assets** - Certain resources are reported as restricted assets because restrictions on asset use change the nature or normal understanding of the availability of the asset. Resources that are not available for current operations and are reported as restricted include resources restricted or designated for the acquisition or construction of capital assets and resources legally segregated for the payment of principal and interest as required by debt covenants.
- J. Noncurrent Long-Term Liabilities** - Noncurrent long-term liabilities include principal amounts of bonds payable, capital lease obligations, compensated absences, and pollution remediation that will not be paid within the next fiscal year.

The University's bond premiums/discounts are considered immaterial and are expensed.

- K. Compensated Absences** - The University's policy is to record the cost of vacation leave when earned. The policy provides for a maximum accumulation of unused vacation leave of 30 days which can be carried forward each January 1 or for which an employee can be paid upon termination of employment. When classifying compensated absences into current and noncurrent, leave is considered taken using a last-in, first-out (LIFO) method. Also, any accumulated vacation leave in excess of 30 days at year-end is converted to sick leave. Under this policy, the accumulated vacation leave for each employee at June 30 equals the leave carried forward at the previous December 31 plus the leave earned, less the leave taken between January 1 and June 30.

## NOTES TO THE FINANCIAL STATEMENTS (CONTINUED)

---

In addition to the vacation leave described above, compensated absences include the accumulated unused portion of the special annual leave bonuses awarded by the North Carolina General Assembly. The bonus leave balance on December 31 is retained by employees and transferred into the next calendar year. It is not subject to the limitation on annual leave carried forward described above and is not subject to conversion to sick leave.

There is no liability for unpaid accumulated sick leave because the University has no obligation to pay sick leave upon termination or retirement. However, additional service credit for retirement pension benefits is given for accumulated sick leave upon retirement.

**L. Net Assets** - The University's net assets are classified as follows:

**Invested in Capital Assets, Net of Related Debt** - This represents the University's total investment in capital assets, net of outstanding debt obligations related to those capital assets. To the extent debt has been incurred but not yet expended for capital assets, such amounts are not included as a component of invested in capital assets, net of related debt.

**Restricted Net Assets - Nonexpendable** - Nonexpendable restricted net assets include endowments and similar type assets whose use is limited by donors or other outside sources, and, as a condition of the gift, the principal is to be maintained in perpetuity.

**Restricted Net Assets - Expendable** - Expendable restricted net assets include resources for which the University is legally or contractually obligated to spend in accordance with restrictions imposed by external parties.

**Unrestricted Net Assets** - Unrestricted net assets include resources derived from student tuition and fees, sales and services, unrestricted gifts, royalties, and interest income.

Restricted and unrestricted resources are tracked using a fund accounting system and are spent in accordance with established fund authorities. Fund authorities provide rules for the fund activity and are separately established for restricted and unrestricted activities. When both restricted and unrestricted funds are available for expenditure, the decision for funding is transactional based within the departmental management system in place at the University. For projects funded by tax-exempt debt proceeds and other sources, the debt proceeds are always used first.

**M. Scholarship Discounts** - Student tuition and fees revenues and certain other revenues from University charges are reported net of scholarship discounts in the accompanying Statement of Revenues, Expenses, and

## NOTES TO THE FINANCIAL STATEMENTS (CONTINUED)

---

Changes in Net Assets. The scholarship discount is the difference between the actual charge for goods and services provided by the University and the amount that is paid by students or by third parties on the students' behalf. Student financial assistance grants, such as Pell grants, and other federal, State, or nongovernmental programs, are recorded as either operating or nonoperating revenues in the accompanying Statement of Revenues, Expenses, and Changes in Net Assets. To the extent that revenues from these programs are used to satisfy tuition, fees, and other charges, the University has recorded a scholarship discount.

- N. Revenue and Expense Recognition** - The University classifies its revenues and expenses as operating or nonoperating in the accompanying Statement of Revenues, Expenses, and Changes in Net Assets. Operating revenues and expenses generally result from providing services and producing and delivering goods in connection with the University's principal ongoing operations. Operating revenues include activities that have characteristics of exchange transactions, such as (1) student tuition and fees, (2) sales and services of auxiliary enterprises, (3) certain federal, State, and local grants and contracts that are essentially contracts for services, and (4) interest earned on loans. Operating expenses are all expense transactions incurred other than those related to capital and noncapital financing or investing activities as defined by GASB Statement No. 9, *Reporting Cash Flows of Proprietary and Nonexpendable Trust Funds and Governmental Entities That Use Proprietary Fund Accounting*.

Nonoperating revenues include activities that have the characteristics of nonexchange transactions. Revenues from nonexchange transactions and State appropriations that represent subsidies or gifts to the University, as well as investment income, are considered nonoperating since these are either investing, capital, or noncapital financing activities. Capital contributions are presented separately after nonoperating revenues and expenses.

- O. Internal Sales Activities** - Certain institutional auxiliary operations provide goods and services to University departments, as well as to its customers. These institutional auxiliary operations include activities such as central stores and copy center. In addition, the University has other miscellaneous sales and service units that operated either on a reimbursement or charge basis. All internal sales activities to University departments from auxiliary operations and sales and service units have been eliminated in the accompanying financial statements. These eliminations are recorded by removing the revenue and expense in the auxiliary operations and sales and service units and, if significant, allocating any residual balances to those departments receiving the goods and services during the year.

## NOTES TO THE FINANCIAL STATEMENTS (CONTINUED)

---

### NOTE 2 - DEPOSITS AND INVESTMENTS

- A. **Deposits** - Unless specifically exempt, the University is required by *North Carolina General Statute* 147-77 to deposit moneys received with the State Treasurer or with a depository institution in the name of the State Treasurer. In addition, the University of North Carolina Board of Governors, pursuant to G.S. 116-36.1, requires the University to deposit its institutional trust funds, except for funds received for services rendered by health care professionals, with the State Treasurer. Although specifically exempted, the University may voluntarily deposit endowment funds, special funds, revenue bond proceeds, debt service funds, and funds received for services rendered by health care professionals with the State Treasurer. Special funds consist of moneys for intercollegiate athletics and agency funds held directly by the University.

At June 30, 2009, the amount shown on the Statement of Net Assets as cash and cash equivalents includes \$14,394,624.96 which represents the University's equity position in the State Treasurer's Short-Term Investment Fund. The Short-Term Investment Fund (a portfolio within the State Treasurer's Investment Pool, an external investment pool that is not registered with the Securities and Exchange Commission and does not have a credit rating) had a weighted average maturity of 1.8 years as of June 30, 2009. Assets and shares of the Short-Term Investment Fund are valued at amortized cost, which approximates fair value. Deposit and investment risks associated with the State Treasurer's Investment Pool (which includes the State Treasurer's Short-Term Investment Fund) are included in the State of North Carolina's *Comprehensive Annual Financial Report*. An electronic version of this report is available by accessing the North Carolina Office of the State Controller's Internet home page <http://www.ncosc.net/> and clicking on "Proceed directly to OSC's index page," then "Reports," or by calling the State Controller's Financial Reporting Section at (919) 981-5454.

Cash on hand at June 30, 2009 was \$9,350.00. The carrying amount of the University's deposits not with the State Treasurer was \$200,200.93 and the bank balance was \$170,456.45. Custodial credit risk is the risk that in the event of a bank failure, the University's deposits may not be returned to it. Pursuant to G.S. 116-36.1, funds received for health care services not deposited with the State Treasurer shall be fully secured in the manner as prescribed by the State Treasurer for the security of public deposits. The University does not have a deposit policy for custodial credit risk. As of June 30, 2009, the University's bank balance was covered by federal depository insurance and was not subject to custodial credit risk.

**B. Investments**

**University** - The University is authorized by The University of North Carolina Board of Governors pursuant to G.S. 116-36.2 and Section 600.2.4 of the Policy Manual of the University of North Carolina to invest its special funds and funds received for services rendered by health care professionals in the same manner as the State Treasurer is required to invest, as discussed below.

G.S. 147-69.1(c), applicable to the State's General Fund, and G.S. 147-69.2, applicable to institutional trust funds, authorize the State Treasurer to invest in the following: obligations of or fully guaranteed by the United States; obligations of certain federal agencies; repurchase agreements; obligations of the State of North Carolina; time deposits of specified institutions; prime quality commercial paper; and asset-backed securities with specified ratings. Also, G.S. 147-69.1(c) authorizes the following: specified bills of exchange or time drafts and corporate bonds and notes with specified ratings. G.S. 147-69.2 authorizes the following: general obligations of other states; general obligations of North Carolina local governments; and obligations of certain entities with specified ratings.

In accordance with the bond resolutions, bond proceeds and debt service funds are invested in obligations that will by their terms mature on or before the date funds are expected to be required for expenditure or withdrawal.

G.S. 116-36(e) provides that the trustees of the Endowment Fund shall be responsible for the prudent investment of the Fund in the exercise of their sound discretion, without regard to any statute or rule of law relating to the investment of funds by fiduciaries but in compliance with any lawful condition placed by the donor upon that part of the Endowment Fund to be invested.

Investments of the University's component unit, The Fayetteville State University Foundation Inc. and Subsidiary, are subject to and restricted by G.S. 36E "Uniform Prudent Management of Institutional Funds Act" (UPMIFA) and any requirements placed on them by contract or donor agreements.

Investments are subject to the following risks.

*Interest Rate Risk:* Interest rate risk is the risk the University may face should interest rate variances affect the fair value of investments. The University does not have a formal policy that addresses interest rate risk.

## NOTES TO THE FINANCIAL STATEMENTS (CONTINUED)

*Credit Risk:* Credit risk is the risk that an issuer or other counterparty to an investment will not fulfill its obligations. The University does not have a formal policy that addresses credit risk.

*Custodial Credit Risk:* Custodial credit risk is the risk that, in the event of the failure of the counterparty, the University will not be able to recover the value of its investments or collateral securities that are in the possession of an outside party. The University does not have a formal policy for custodial credit risk.

The following table presents the fair value of investments by type and investments subject to interest rate risk at June 30, 2009.

<b>Investment Type</b>	<b>Investments</b>		
	<u>Fair Value</u>	<u>Investment Maturities (in Years)</u>	
		<u>Less Than 1</u>	<u>1 to 5</u>
Debt Securities			
U.S. Treasuries	\$ 427,960.16	\$ 427,960.16	\$ 0.00
Mutual Bond Funds	1,659,192.44	<u>1,659,192.44</u>	<u>1,659,192.44</u>
		<u>\$ 427,960.16</u>	<u>\$ 1,659,192.44</u>
Other Securities			
Other Mutual Funds	<u>2,595,348.99</u>		
Total Investments	<u>\$ 4,682,501.59</u>		

The University's mutual bond funds held at June 30, 2009, were unrated.

**Component Unit** - Investments of the University's discretely presented component unit, the Fayetteville State University Foundation Inc. and Subsidiary, held by the UNC Investment Fund LLC, are subject to and restricted by G.S. 36E "Uniform Prudent Management of Institutional Funds Act" (UPMIFA) and any requirements placed on them by contract or donor agreements. Because the Foundation reports under the FASB reporting model, disclosures of the various investment risks are not required. The following is an analysis of investments by type:

### **Fayetteville State University Foundation Inc. and Subsidiary**

Investments are presented in the financial statements at fair market value. Investments earned \$-0- during the year ended June 30, 2009, and incurred management fees of \$10,858. Investments within the account are composed of the following:

## NOTES TO THE FINANCIAL STATEMENTS (CONTINUED)

---

	<u>Cost</u>	<u>Market</u>	<u>Unrealized Appreciation</u>
UNC Investment fund	<u>\$ 2,543,466</u>	<u>\$ 2,078,404</u>	<u>\$ (465,062)</u>

Investments also include donated land which is available for sale. At June 30, 2009 land value totaled \$475,922.

### NOTE 3 - ENDOWMENT INVESTMENTS

Investments of the University's endowment funds are pooled, unless required to be separately invested by the donor. If a donor has not provided specific instructions, State law permits the Board of Trustees to authorize for expenditure the net appreciation, realized and unrealized, of the investments of the endowment funds. Under the "Uniform Prudent Management of Institutional Funds Act" (UPMIFA), authorized by the North Carolina General Assembly on March 19, 2009, the Board may also appropriate expenditures from eligible nonexpendable balances if deemed prudent and necessary to meet program outcomes and for which such spending is not specifically prohibited by the donor agreements. During the year, the Board did not appropriate expenditures from eligible nonexpendable endowment funds.

Investment return of the University's endowment funds is predicated on the total return concept (yield plus appreciation). The University's endowment spending policy governs the rate at which funds are released to the operating budget from the endowment. The University uses a disciplined spending rate with a long-term spending rule. The target rate for spending is set between 4% and 6% of the endowment's three-year average year end market value. In order to preserve the purchasing power of the endowment, the portfolio is invested with the exception of generating a long-term rate of return at least equal to the payout plus the rate of inflation. At June 30, 2009, endowment net assets of \$4,431,260.97 were available to be spent, of which \$1,121,316.29 was restricted to specific purposes.



## NOTES TO THE FINANCIAL STATEMENTS (CONTINUED)

### NOTE 4 - RECEIVABLES

Receivables at June 30, 2009, were as follows:

	<u>Gross Receivables</u>	<u>Less Allowance for Doubtful Accounts</u>	<u>Net Receivables</u>
<b>Current Receivables:</b>			
Students	\$ 1,488,833.23	\$ 684,863.29	\$ 803,969.94
Accounts	374,486.45		374,486.45
Intergovernmental	1,428,981.85		1,428,981.85
Investment Earnings	34,680.78		34,680.78
Interest on Loans	24,928.10		24,928.10
Other	120,490.45		120,490.45
<b>Total Current Receivables</b>	<u>\$ 3,472,400.86</u>	<u>\$ 684,863.29</u>	<u>\$ 2,787,537.57</u>
<b>Notes Receivable:</b>			
<b>Notes Receivable - Current:</b>			
Federal Loan Programs	\$ 309,977.99	\$ 0.00	\$ 309,977.99
Institutional Student Loan Programs	10,695.99		10,695.99
<b>Total Notes Receivable - Current</b>	<u>\$ 320,673.98</u>	<u>\$ 0.00</u>	<u>\$ 320,673.98</u>
<b>Notes Receivable - Noncurrent:</b>			
Federal Loan Programs	<u>\$ 2,506,086.13</u>	<u>\$ 423,287.81</u>	<u>\$ 2,082,798.32</u>

### NOTE 5 - CAPITAL ASSETS

A summary of changes in the capital assets for the year ended June 30, 2009, is presented as follows:

	Balance July 1, 2008 (as restated)	Increases	Decreases	Balance June 30, 2009
<b>Capital Assets, Nondepreciable:</b>				
Land	\$ 963,243.22	\$ 0.00	\$ 0.00	\$ 963,243.22
Construction in Progress	6,776,092.14	1,567,190.41	5,274,820.86	3,068,461.69
<b>Total Capital Assets, Nondepreciable</b>	<u>7,739,335.36</u>	<u>1,567,190.41</u>	<u>5,274,820.86</u>	<u>4,031,704.91</u>
<b>Capital Assets, Depreciable:</b>				
Buildings	108,468,308.81	5,274,820.86		113,743,129.67
Machinery and Equipment	8,349,105.05	1,006,037.33	160,234.68	9,194,907.70
General Infrastructure	4,828,487.27			4,828,487.27
<b>Total Capital Assets, Depreciable</b>	<u>121,645,901.13</u>	<u>6,280,858.19</u>	<u>160,234.68</u>	<u>127,766,524.64</u>
<b>Less Accumulated Depreciation/Amortization for:</b>				
Buildings	22,434,044.59	1,698,264.25		24,132,308.84
Machinery and Equipment	3,906,211.68	852,704.80	138,052.08	4,620,864.40
General Infrastructure	1,682,823.50	121,116.93		1,803,940.43
<b>Total Accumulated Depreciation</b>	<u>28,023,079.77</u>	<u>2,672,085.98</u>	<u>138,052.08</u>	<u>30,557,113.67</u>
<b>Total Capital Assets, Depreciable, Net</b>	<u>93,622,821.36</u>	<u>3,608,772.21</u>	<u>22,182.60</u>	<u>97,209,410.97</u>
<b>Capital Assets, Net</b>	<u>\$ 101,362,156.72</u>	<u>\$ 5,175,962.62</u>	<u>\$ 5,297,003.46</u>	<u>\$ 101,241,115.88</u>

## NOTES TO THE FINANCIAL STATEMENTS (CONTINUED)

### NOTE 6 - ACCOUNTS PAYABLE AND ACCRUED LIABILITIES

Accounts payable and accrued liabilities at June 30, 2009, were as follows:

	Amount
Accounts Payable	\$ 1,129,292.83
Accrued Payroll	977,140.89
Contract Retainage	256,558.00
<b>Total Accounts Payable and Accrued Liabilities</b>	<b>\$ 2,362,991.72</b>

### NOTE 7 - LONG-TERM LIABILITIES

**A. Changes in Long-Term Liabilities** - A summary of changes in the long-term liabilities for the year ended June 30, 2009, is presented as follows:

	Balance July 1, 2008	Additions	Reductions	Balance June 30, 2009	Current Portion
Bonds Payable	\$ 4,955,000.00	\$ 0.00	\$ 590,000.00	\$ 4,365,000.00	\$ 625,000.00
Capital Leases Payable	1,289,174.69		267,604.60	1,021,570.09	288,050.35
Compensated Absences	3,286,875.00	2,400,538.00	2,264,589.00	3,422,824.00	436,007.00
Pollution Remediation Payable		83,000.00		83,000.00	83,000.00
<b>Total Long-Term Liabilities</b>	<b>\$ 9,531,049.69</b>	<b>\$ 2,483,538.00</b>	<b>\$ 3,122,193.60</b>	<b>\$ 8,892,394.09</b>	<b>\$ 1,432,057.35</b>

Additional information regarding capital lease obligations is included in Note 8.

**B. Bonds Payable** - The University was indebted for bonds payable for the purposes shown in the following table:

Purpose	Series	Interest Rate/ Ranges	Final Maturity Date	Original Amount of Issue	Principal Paid Through June 30, 2009	Principal Outstanding June 30, 2009	See Table Below
Revenue Bonds Payable							
Dormitory System							
Dormitory System Revenue Bond	1975B	8.0%-10.0%	10/01/2009	\$ 1,750,000.00	\$ 1,620,000.00	\$ 130,000.00	(1)
The University of North Carolina System Pool Revenue Bonds							
Refunding of U.S. Department of Education Notes Payable	2002B	3.5%-5.375%	04/01/2022	1,245,000.00	300,000.00	945,000.00	
Stadium Renovation	2002B	3.5%-5.0%	04/01/2012	2,735,000.00	1,745,000.00	990,000.00	
Dining	2005B	3.5%-4.5%	04/01/2023	2,770,000.00	470,000.00	2,300,000.00	
Total The University of North Carolina System Pool Revenue Bonds				6,750,000.00	2,515,000.00	4,235,000.00	
Total Bonds Payable (principal only)				\$ 8,500,000.00	\$ 4,135,000.00	\$ 4,365,000.00	

## NOTES TO THE FINANCIAL STATEMENTS (CONTINUED)

The University has pledged future revenues, net of specific operating expenses, to repay revenue bonds as shown in the table below:

Ref	Revenue Source	Total Future Revenues Pledged	Current Year Revenues Net of Expenses	Current Year Principal & Interest	Estimate of % of Revenues Pledged
(1)	Housing Revenues	\$ 135,330.00	\$ 782,960.68	\$ 135,330.00	9%

**C. Annual Requirements** - The annual requirements to pay principal and interest on the long-term obligations at June 30, 2009, are as follows:

Fiscal Year	Annual Requirements Revenue Bonds Payable	
	Principal	Interest
2010	\$ 625,000.00	\$ 197,887.50
2011	515,000.00	169,057.50
2012	545,000.00	145,257.50
2013	200,000.00	120,107.50
2014	210,000.00	111,987.50
2015-2019	1,200,000.00	411,806.28
2020-2023	1,070,000.00	117,181.26
Total Requirements	<u>\$ 4,365,000.00</u>	<u>\$ 1,273,285.04</u>

**D. Bond Defeasance - Prior Year Defeasances** - During prior years, the University defeased certain bonds by placing the proceeds of new bonds in an irrevocable trust to provide for all future debt service payments on the old bonds. Accordingly, the trust account assets and the liability for the defeased bonds are not included in the University's financial statements. At June 30, 2009, the outstanding balance of prior year defeased bonds was \$2,160,000.00.

**E. Pollution Remediation Payable** - The University has recognized a pollution remediation liability for the removal of asbestos ceiling and floor tiles in the Collins Administrative, Lyons Science, Helen T. Chick, and Lilly Building and underground tank removals at the Facilities Maintenance building. The amount of the estimated liability is \$83,000.00. This amount of the liability was derived from the estimated costs of the abatements and removal, which we believe are reasonable. There are no estimated recoveries for this estimated liability.

**NOTES TO THE FINANCIAL STATEMENTS (CONTINUED)**

---

**F. Component Unit - Long-Term Debt**

**Fayetteville State University Foundation Inc. and Subsidiary**

Long-term debt at June 30, 2009 consisted of a North Carolina Student Housing Facilities Revenue Bond with a balance of \$13,800,000, secured by real property. The Foundation has entered into an interest rate swap arrangement to lock in the interest rate on 90% of the bond at 3.45%. The remainder of the bond is at a variable interest rate based on the BMA index. The buildings are used as housing for students of Fayetteville State University.

Maturities of long term debt are as follows:

<u>Year Ending June 30,</u>	<u>Amount</u>
2010 (Including Current Maturities)	\$ 245,000
2011	260,000
2012	275,000
2013	290,000
2014	305,000
2015 and After	<u>12,425,000</u>
	<u>\$ 13,800,000</u>

**NOTE 8 - LEASE OBLIGATIONS**

**A. Capital Lease Obligations** - Capital lease obligations relating to synthetic turf for the athletic field and computer networking equipment are recorded at the present value of the minimum lease payments. Future minimum lease payments under capital lease obligations consist of the following at June 30, 2009:

<u>Fiscal Year</u>	<u>Amount</u>
2010	\$ 349,874.12
2011	349,874.12
2012	188,958.45
2013	120,358.80
2014	120,358.80
2015	<u>30,089.69</u>
Total Minimum Lease Payments	1,159,513.98
Amount Representing Interest (Imputed Interest Rates range from 5.46% to 8.95%)	<u>137,943.89</u>
Present Value of Future Lease Payments	<u>\$ 1,021,570.09</u>

## NOTES TO THE FINANCIAL STATEMENTS (CONTINUED)

Machinery and equipment acquired under capital lease amounted to \$765,474.00 and landscaping assets (turf) amounted to \$685,994.00 at June 30, 2009. Depreciation on those assets at June 30, 2009 totaled \$355,652.16.

- B. Operating Lease Obligations** - The University entered into operating leases for 341 beds at University Place Apartments, space at Bronco Square (University Bookstore and Institute for Community Justice), modular buildings, mailroom equipment, computer networking equipment and printers (including hardware and service). Future minimum lease payments under noncancelable operating leases consist of the following at June 30, 2009:

<u>Fiscal Year</u>	<u>Amount</u>
2010	\$ 2,454,438.02
2011	2,422,578.98
2012	826,913.40
2013	755,828.40
2014	62,210.70
Total Minimum Lease Payments	<u>\$ 6,521,969.50</u>

Rental expense for all operating leases during the year was \$2,599,148.33.

### NOTE 9 - REVENUES

A summary of eliminations and allowances by revenue classification is presented as follows:

	<u>Gross Revenues</u>	<u>Internal Sales Eliminations</u>	<u>Less Scholarship Discounts</u>	<u>Less Allowance for Uncollectibles</u>	<u>Net Revenues</u>
<b>Operating Revenues:</b>					
<b>Student Tuition and Fees</b>	<u>\$ 20,156,011.05</u>	<u>\$ 0.00</u>	<u>\$ 5,088,473.32</u>	<u>\$ 174,825.21</u>	<u>\$ 14,892,712.52</u>
<b>Sales and Services:</b>					
Sales and Services of Auxiliary Enterprises:					
Residential Life	\$ 5,328,557.87	\$ 0.00	\$ 1,300,649.17	\$ 3,930.74	\$ 4,023,977.96
Dining	3,763,779.00		890,496.59	3,184.04	2,870,098.37
Bookstore	1,710,125.62		376,985.98	8,062.48	1,325,077.16
Central Stores	433,699.54	433,699.54			
Copy Center	199,651.76	191,030.93			8,620.83
Other	847,199.38			61,549.34	785,650.04
Sales and Services of Education and Related Activities	<u>825,124.53</u>				<u>825,124.53</u>
<b>Total Sales and Services</b>	<u>\$ 13,108,137.70</u>	<u>\$ 624,730.47</u>	<u>\$ 2,568,131.74</u>	<u>\$ 76,726.60</u>	<u>\$ 9,838,548.89</u>

## NOTES TO THE FINANCIAL STATEMENTS (CONTINUED)

### NOTE 10 - OPERATING EXPENSES BY FUNCTION

The University's operating expenses by functional classification are presented as follows:

	Salaries and Benefits	Supplies and Materials	Services	Scholarships and Fellowships	Utilities	Depreciation	Total
Instruction	\$ 34,408,575.58	\$ 351,380.16	\$ 2,270,778.61	\$ 0.00	\$ 0.00	\$ 0.00	\$ 37,030,734.35
Research	714,329.48	15,554.80	153,245.54				883,129.82
Public Service	2,328,307.13	225,630.76	1,034,444.01				3,588,381.90
Academic Support	6,759,239.66	2,371,774.36	2,251,316.54				11,382,330.56
Student Services	3,507,743.23	120,127.93	457,963.51				4,085,834.67
Institutional Support	7,279,340.52	314,221.74	2,729,462.38				10,323,024.64
Operations and Maintenance of Plant	5,457,805.59	1,552,432.67	1,285,561.98		1,847,493.52		10,143,293.76
Student Financial Aid				10,152,341.25			10,152,341.25
Auxiliary Enterprises	4,125,289.08	1,071,253.71	8,614,181.08		698,028.60		14,508,752.47
Depreciation						2,672,085.98	2,672,085.98
Total Operating Expenses	<u>\$ 64,580,630.27</u>	<u>\$ 6,022,376.13</u>	<u>\$ 18,796,953.65</u>	<u>\$ 10,152,341.25</u>	<u>\$ 2,545,522.12</u>	<u>\$ 2,672,085.98</u>	<u>\$ 104,769,909.40</u>

### NOTE 11 - PENSION PLANS

**A. Retirement Plans** - Each permanent full-time employee, as a condition of employment, is a member of either the Teachers' and State Employees' Retirement System or the Optional Retirement Program. Eligible employees can elect to participate in the Optional Retirement Program at the time of employment, otherwise they are automatically enrolled in the Teachers' and State Employees' Retirement System.

The Teachers' and State Employees' Retirement System is a cost-sharing multiple-employer defined benefit pension plan established by the State to provide pension benefits for employees of the State, its component units and local boards of education. The plan is administered by the North Carolina State Treasurer.

Benefit and contribution provisions for the Teachers' and State Employees' Retirement System are established by *North Carolina General Statutes* 135-5 and 135-8 and may be amended only by the North Carolina General Assembly. Employer and member contribution rates are set each year by the North Carolina General Assembly based on annual actuarial valuations. For the year ended June 30, 2009, these rates were set at 3.36% of covered payroll for employers and 6% of covered payroll for members.

For the current fiscal year, the University had a total payroll of \$52,805,420.11, of which \$32,202,573.97 was covered under the Teachers' and State Employees' Retirement System. Total employer and employee contributions for pension benefits for the year were \$1,082,006.49 and \$1,932,154.44, respectively.

## NOTES TO THE FINANCIAL STATEMENTS (CONTINUED)

---

Required employer contribution rates for the years ended June 30, 2008, and 2007, were 3.05% and 2.66%, respectively, while employee contributions were 6% each year. The University made 100% of its annual required contributions for the years ended June 30, 2009, 2008, and 2007, which were \$1,082,006.49, \$905,105.47, and \$712,913.53, respectively.

The Teachers' and State Employees' Retirement System's financial information is included in the State of North Carolina's *Comprehensive Annual Financial Report*. An electronic version of this report is available by accessing the North Carolina Office of the State Controller's Internet home page <http://www.ncosc.net/> and clicking on "Proceed directly to OSC's index page," then "Reports," or by calling the State Controller's Financial Reporting Section at (919) 981-5454.

The Optional Retirement Program (Program) is a defined contribution retirement plan that provides retirement benefits with options for payments to beneficiaries in the event of the participant's death. Administrators and eligible faculty of the University may join the Program instead of the Teachers' and State Employees' Retirement System. The Board of Governors of The University of North Carolina is responsible for the administration of the Program and designates the companies authorized to offer investment products or the trustee responsible for the investment of contributions under the Program and approves the form and contents of the contracts and trust agreements.

Participants in the Program are immediately vested in the value of employee contributions. The value of employer contributions is vested after five years of participation in the Program. Participants become eligible to receive distributions when they terminate employment or retire.

Participant eligibility and contributory requirements are established by General Statute 135-5.1. Employer and member contribution rates are set each year by the North Carolina General Assembly. For the year ended June 30, 2009, these rates were set at 6.84% of covered payroll for employers and 6% of covered payroll for members. The University assumes no liability other than its contribution.

For the current fiscal year, the University had a total payroll of \$52,805,420.11, of which \$15,706,082.59 was covered under the Optional Retirement Program. Total employer and employee contributions for pension benefits for the year were \$1,074,296.05 and \$942,364.96, respectively.

- B. Deferred Compensation and Supplemental Retirement Income Plans - IRC Section 457 Plan -** The State of North Carolina offers its permanent employees a deferred compensation plan created in accordance with

## NOTES TO THE FINANCIAL STATEMENTS (CONTINUED)

---

Internal Revenue Code Section 457 through the North Carolina Public Employee Deferred Compensation Plan (the Plan). The Plan permits each participating employee to defer a portion of his or her salary until future years. The deferred compensation is available to employees upon separation from service, death, disability, retirement, or financial hardships if approved by the Board of Trustees of the Plan. The Board, a part of the North Carolina Department of Administration, maintains a separate fund for the exclusive benefit of the participating employees and their beneficiaries, *the North Carolina Public Employee Deferred Compensation Trust Fund*. The Board also contracts with an external third party to perform certain administrative requirements and to manage the trust fund's assets. All costs of administering and funding the Plan are the responsibility of the Plan participants. No costs are incurred by the University. The voluntary contributions by employees amounted to \$127,032.00 for the year ended June 30, 2009.

IRC Section 401(k) Plan - All members of the Teachers' and State Employees' Retirement System and the Optional Retirement Program are eligible to enroll in the Supplemental Retirement Income Plan, a defined contribution plan, created under Internal Revenue Code Section 401(k). All costs of administering the Plan are the responsibility of the Plan participants. No costs are incurred by the University except for a 5% employer contribution for the University's law enforcement officers, which is mandated under General Statute 143-166.30(e). Total employer contributions on behalf of University law enforcement officers for the year ended June 30, 2009, were \$40,545.60. The voluntary contributions by employees amounted to \$253,600.00 for the year ended June 30, 2009.

IRC Section 403(b) and 403(b)(7) Plans - Eligible University employees can participate in tax sheltered annuity plans created under Internal Revenue Code Sections 403(b) and 403(b)(7). The employee's eligible contributions, made through salary reduction agreements, are exempt from federal and State income taxes until the annuity is received or the contributions are withdrawn. These plans are exclusively for employees of universities and certain charitable and other nonprofit institutions. All costs of administering and funding these plans are the responsibility of the Plan participants. No costs are incurred by the University. The voluntary contributions by employees amounted to \$584,369.64 for the year ended June 30, 2009.

### **NOTE 12 - OTHER POSTEMPLOYMENT BENEFITS**

- A. Health Benefits** - The University participates in the Comprehensive Major Medical Plan (the Plan), a cost-sharing, multiple-employer defined benefit health care plan that provides postemployment health insurance to eligible former employees. Eligible former employees include long-term



## NOTES TO THE FINANCIAL STATEMENTS (CONTINUED)

---

disability beneficiaries of the Disability Income Plan of North Carolina and retirees of the Teachers' and State Employees' Retirement System or the Optional Retirement Program. Coverage eligibility varies depending on years of contributory membership service in their retirement system prior to disability or retirement.

The Plan's benefit and contribution provisions are established by *North Carolina General Statute* 135-7 and Chapter 135, Article 3A, of the General Statutes and may be amended only by the North Carolina General Assembly. The Plan does not provide for automatic post-retirement benefit increases.

By General Statute, a Retiree Health Benefit Fund (the Fund) has been established as a fund in which accumulated contributions from employers and any earnings on those contributions shall be used to provide health benefits to retired and disabled employees and applicable beneficiaries. By statute, the Fund is administered by the Board of Trustees of the Teachers' and State Employees' Retirement System and contributions to the fund are irrevocable. Also by law, Fund assets are dedicated to providing benefits to retired and disabled employees and applicable beneficiaries and are not subject to the claims of creditors of the employers making contributions to the Fund. Contribution rates to the Fund, which are intended to finance benefits and administrative expenses on a pay-as-you-go basis, are determined by the General Assembly in the Appropriations Bill.

For the current fiscal year the University contributed 4.1% of the covered payroll under the Teachers' and State Employees' Retirement System and the Optional Retirement Program to the Fund. Required contribution rates for the years ended June 30, 2008, and 2007, were 4.1% and 3.8%, respectively. The University made 100% of its annual required contributions to the Plan for the years ended June 30, 2009, 2008, and 2007, which were \$1,964,254.92, \$1,821,397.21, and \$1,512,574.38, respectively. The University assumes no liability for retiree health care benefits provided by the programs other than its required contribution.

Additional detailed information about these programs can be located in the State of North Carolina's *Comprehensive Annual Financial Report*. An electronic version of this report is available by accessing the North Carolina Office of the State Controller's Internet home page <http://www.ncosc.net/> and clicking on "Proceed directly to OSC's index page," then "Reports," or by calling the State Controller's Financial Reporting Section at (919) 981-5454.

- B. Disability Income** - The University participates in the Disability Income Plan of North Carolina (DIPNC), a cost-sharing, multiple-employer defined benefit plan, to provide short-term and long-term disability

## NOTES TO THE FINANCIAL STATEMENTS (CONTINUED)

---

benefits to eligible members of the Teachers' and State Employees' Retirement System and the Optional Retirement Program. Benefit and contribution provisions are established by Chapter 135, Article 6, of the General Statutes, and may be amended only by the North Carolina General Assembly. The plan does not provide for automatic post-retirement benefit increases.

Disability income benefits are funded by actuarially determined employer contributions that are established in the Appropriations Bill by the General Assembly. For the fiscal year ended June 30, 2009, the University made a statutory contribution of .52% of covered payroll under the Teachers' and State Employees' Retirement System and the Optional Retirement Program to the DIPNC. Required contribution rates for the years ended June 30, 2008, and 2007, were .52% and .52%, respectively. The University made 100% of its annual required contributions to the DIPNC for the years ended June 30, 2009, 2008, and 2007, which were \$249,125.01, \$231,006.48, and \$206,983.86, respectively. The University assumes no liability for long-term disability benefits under the Plan other than its contribution.

Additional detailed information about the DIPNC is disclosed in the State of North Carolina's *Comprehensive Annual Financial Report*.

### NOTE 13 - RISK MANAGEMENT

The University is exposed to various risks of loss related to torts; theft of, damage to, and destruction of assets; errors and omissions; injuries to employees; and natural disasters. These exposures to loss are handled via a combination of methods, including participation in State-administered insurance programs, purchase of commercial insurance, and self-retention of certain risks. There have been no significant reductions in insurance coverage from the previous year and settled claims have not exceeded coverage in any of the past three fiscal years.

Tort claims of up to \$1,000,000 are retained under the authority of the State Tort Claims Act. In addition, the State provides excess public officers' and employees' liability insurance up to \$10,000,000 via contract with a private insurance company. The University pays the premium, based on a composite rate, directly to the private insurer.

The University is required to maintain fire and lightning coverage on all State-owned buildings and contents through the State Property Fire Insurance Fund (Fund), an internal service fund of the State. Such coverage is provided at no cost to the University for operations supported by the State's General Fund. Other operations not supported by the State's General Fund are charged for the coverage. Losses covered by the Fund are subject to a \$5,000 per occurrence

## NOTES TO THE FINANCIAL STATEMENTS (CONTINUED)

---

deductible. The University also purchased through the fund extended coverage for “all risks” for all buildings and contents that carries a \$25,000 per occurrence deductible.

All State-owned vehicles are covered by liability insurance through a private insurance company and handled by the North Carolina Department of Insurance. The liability limits for losses are \$1,000,000 per claim and \$10,000,000 per occurrence. The University pays premiums to the North Carolina Department of Insurance for the coverage.

The University is protected for losses from employee dishonesty and computer fraud. This coverage is with a private insurance company and is handled by the North Carolina Department of Insurance. Universities are charged a premium by the private insurance company. Coverage limit is \$5,000,000 per occurrence. The private insurance company pays 90% of each loss less a \$75,000 deductible.

The University purchased Intercollegiate Sports Accident Insurance from a private insurance company through the North Carolina Department of Insurance. This policy covers medical expenses incurred for the treatment of injury to covered persons with an excess medical limit of \$75,000 and a \$3,000 deductible. In addition, this policy includes an accidental death and specific loss benefit of \$25,000 per claim and \$1,000,000 per accident. Covered persons are defined as student athletes, student managers, and student trainers whose names are on the official team roster of the University’s sponsored and supervised teams including basketball, bowling, cheerleading, cross-country, football, tennis, track and field, and volleyball. This coverage is effective during play, practice, and team related travel.

University employees and retirees are provided comprehensive major medical care benefits. Coverage is funded by contributions to the State Health Plan (Plan), a pension and other employee benefit trust fund of the State of North Carolina. The Plan has contracted with third parties to process claims.

The North Carolina Workers’ Compensation Program provides benefits to workers injured on the job. All employees of the State and its component units are included in the program. When an employee is injured, the University’s primary responsibility is to arrange for and provide the necessary treatment for work related injury. The University is responsible for paying medical benefits and compensation in accordance with the North Carolina Workers’ Compensation Act. The University retains the risk for workers’ compensation.

Term life insurance (death benefits) of \$25,000 to \$50,000 is provided to eligible workers. This Death Benefit Plan is administered by the State Treasurer and funded via employer contributions. The employer contribution rate was .16% for the current fiscal year.

## NOTES TO THE FINANCIAL STATEMENTS (CONTINUED)

---

Additional details on the State-administered risk management programs are disclosed in the State's *Comprehensive Annual Financial Report*, issued by the Office of the State Controller.

### NOTE 14 - COMMITMENTS AND CONTINGENCIES

**A. Commitments** - The University has established an encumbrance system to track its outstanding commitments on construction projects and other purchases. Outstanding commitments on construction contracts were \$2,227,155.64 and on other purchases were \$2,934,941.47 at June 30, 2009.

**B. Pending Litigation and Claims** - The University is a party to litigation and claims in the ordinary course of its operations. Since it is not possible to predict the ultimate outcome of these matters, no provision for any liability has been made in the financial statements. University management is of the opinion that the liability, if any, for any of these matters will not have a material adverse effect on the financial position of the University.

### NOTE 15 - CHANGES IN FINANCIAL ACCOUNTING AND REPORTING

For the fiscal year ended June 30, 2009, the University implemented the following pronouncements issued by the Governmental Accounting Standards Board (GASB):

GASB Statement No. 49, *Accounting and Financial Reporting for Pollution Remediation Obligations*.

GASB Statement No. 52, *Land and Other Real Estate Held as Investments by Endowments*.

GASB Statement No. 49, requires reporting pollution remediation obligations, including reporting pollution remediation obligations that previously may not have been reported.

GASB Statement No. 52, requires reporting land and other real estate held as investments at fair value. This statement amends GASB Statement No. 31 which required endowments to report land and other real estate investments at historical cost.

In addition, beginning with the year ended June 30, 2009, the University reports federal student aid as nonoperating revenue instead of operating revenue. This change was the result of a clarification in the GASB *Comprehensive Implementation Guide*.

**NOTES TO THE FINANCIAL STATEMENTS (CONCLUDED)**

---

**NOTE 16 - NET ASSET RESTATEMENT**

As of July 1, 2008, net assets as previously reported was restated as follows:

	<u>Amount</u>
July 1, 2008 Net Assets as Previously Reported	\$ 112,472,036.02
Restatements:	
Correction to add assets not previously capitalized	1,355,868.00
Correction to add depreciation for assets above	<u>(108,469.44)</u>
July 1, 2008 Net Assets as Restated	<u>\$ 113,719,434.58</u>

[ This Page Left Blank Intentionally ]



**Beth A. Wood, CPA**  
State Auditor

STATE OF NORTH CAROLINA  
**Office of the State Auditor**

2 S. Salisbury Street  
20601 Mail Service Center  
Raleigh, NC 27699-0601  
Telephone: (919) 807-7500  
Fax: (919) 807-7647  
Internet <http://www.ncauditor.net>

**INDEPENDENT AUDITOR'S REPORT  
ON INTERNAL CONTROL OVER FINANCIAL REPORTING  
AND ON COMPLIANCE AND OTHER MATTERS BASED ON AN  
AUDIT OF FINANCIAL STATEMENTS PERFORMED IN ACCORDANCE WITH  
GOVERNMENT AUDITING STANDARDS**

---

Board of Trustees  
Fayetteville State University  
Fayetteville, North Carolina

We have audited the financial statements of Fayetteville State University, a constituent institution of the multi-campus University of North Carolina System, which is a component unit of the State of North Carolina, and its discretely presented component unit, as of and for the year ended June 30, 2009, which collectively comprise the University's basic financial statements and have issued our report thereon dated May 20, 2010. Our report was modified to include a reference to other auditors.

As discussed in Note 15 to the financial statements, the University implemented Governmental Accounting Standards Board Statement No. 49, *Accounting and Financial Reporting for Pollution Remediation Obligations* and Statement No. 52, *Land and Other Real Estate Held as Investments by Endowments*, during the year ended June 30, 2009.

We conducted our audit in accordance with auditing standards generally accepted in the United States of America and the standards applicable to financial audits contained in *Government Auditing Standards*, issued by the Comptroller General of the United States. Other auditors audited the financial statements of the discretely presented component unit, as described in our report on the University's financial statements. The financial statements of the discretely presented component unit were not audited in accordance with *Government Auditing Standards*.

**Internal Control Over Financial Reporting**

In planning and performing our audit, we considered the University's internal control over financial reporting as a basis for designing our auditing procedures for the purpose of expressing our opinion on the financial statements, but not for the purpose of expressing an opinion on the effectiveness of the University's internal control over financial reporting. Accordingly, we do not express an opinion on the effectiveness of the University's internal control over financial reporting.

**INDEPENDENT AUDITOR'S REPORT  
ON INTERNAL CONTROL OVER FINANCIAL REPORTING  
AND ON COMPLIANCE AND OTHER MATTERS BASED ON AN  
AUDIT OF FINANCIAL STATEMENTS PERFORMED IN ACCORDANCE WITH  
GOVERNMENT AUDITING STANDARDS (CONTINUED)**

---

Our consideration of internal control over financial reporting was for the limited purpose described in the preceding paragraph and would not necessarily identify all deficiencies in internal control over financial reporting that might be significant deficiencies or material weaknesses. However, as discussed below, we identified a deficiency in internal control over financial reporting that we consider to be a significant deficiency.

A control deficiency exists when the design or operation of a control does not allow management or employees, in the normal course of performing their assigned functions, to prevent or detect misstatements on a timely basis. A significant deficiency is a control deficiency, or combination of control deficiencies, that adversely affects the University's ability to initiate, authorize, record, process, or report financial data reliably in accordance with generally accepted accounting principles such that there is more than a remote likelihood that a misstatement of the University's financial statements that is more than inconsequential will not be prevented or detected by the University's internal control. We consider the deficiency described in the Audit Findings and Responses section of this report to be a significant deficiency internal control over financial reporting.

A material weakness is a significant deficiency, or combination of significant deficiencies, that results in more than a remote likelihood that a material misstatement of the financial statements will not be prevented or detected by the University's internal control.

Our consideration of the internal control over financial reporting was for the limited purpose described in the first paragraph of this section and would not necessarily identify all deficiencies in the internal control that might be significant deficiencies and, accordingly, would not necessarily disclose all significant deficiencies that are also considered to be material weaknesses. However, we do not believe that the significant deficiency described above is a material weakness.

Compliance and Other Matters

As part of obtaining reasonable assurance about whether the University's financial statements are free of material misstatement, we performed tests of its compliance with certain provisions of laws, regulations, contracts, and grant agreements, noncompliance with which could have a direct and material effect on the determination of financial statement amounts. However, providing an opinion on compliance with those provisions was not an objective of our audit, and accordingly, we do not express such an opinion. The results of our tests disclosed no instances of noncompliance or other matters that are required to be reported under *Government Auditing Standards*.




**INDEPENDENT AUDITOR'S REPORT  
ON INTERNAL CONTROL OVER FINANCIAL REPORTING  
AND ON COMPLIANCE AND OTHER MATTERS BASED ON AN  
AUDIT OF FINANCIAL STATEMENTS PERFORMED IN ACCORDANCE WITH  
GOVERNMENT AUDITING STANDARDS (CONCLUDED)**

---

The University's responses to the findings identified in our audit are described in the Audit Findings and Responses section of this report. We did not audit the University's response and, accordingly, we express no opinion on it.

This report is intended solely for the information and use of management of the University, the Board of Governors, the Board of Trustees, the Audit Committee, others within the entity, the Governor, the General Assembly, and the State Controller, and is not intended to be and should not be used by anyone other than these specified parties.



Beth A. Wood, CPA  
State Auditor

May 20, 2010

[ This Page Left Blank Intentionally ]

## AUDIT FINDINGS AND RESPONSES

---

### **Matters Related to Financial Reporting**

The following audit finding was identified during the current audit and describes a condition that represents a significant deficiency in internal control.

#### INAPPROPRIATE ACCESS TO INFORMATION SYSTEMS AND DATA IMPACTING FINANCIAL REPORTING

The University did not maintain adequate internal control over access to its information systems and data impacting financial reporting. As a result, there is an increased risk of error or fraud occurring without detection.

We identified numerous employees who had system access rights that did not support adequate segregation of duties. Duties should be segregated such that employees, in the normal course of performing their assigned functions, can prevent or detect errors or fraud on a timely basis. Specifically, we noted the following segregation of duties deficiencies:

- a. Nine Bursar's Office employees and two Business and Finance employees have access to perform student accounts functions from initiation to completion.
- b. The Director of Financial Reporting approves work performed by the Fixed Asset Coordinator and has access to make changes to fixed assets data.
- c. Two Applications Analyst Programmers have the access to capitalize assets, create fixed assets records, and adjust depreciation.
- d. Four Registrar's Office employees have the ability to access and modify housing fee rate tables. These tables control the amount charged to students for housing.
- e. Six Bursar's Office employees, one Admission's Office employee, one Academic Affair's employee, and one Fort Bragg Extension Campus employee had access to modify student fee rate tables and the ability to register/withdraw students for courses. These fee rate tables control the amount charged to students for class registration.
- f. In addition, the Admission's Office employee, Academic Affair's employee, and the Fort Bragg Extension Campus employee mentioned above have access to create a student in the information system.

Significant aspects of this finding have been reported for four consecutive years.

*Recommendation:* The University should take appropriate steps to strengthen internal control over access to the computer systems and data and address the deficiencies described above.

*Response:* The University agrees with this finding and recommendation. We will take the appropriate steps to strengthen internal control over access to the computer systems and data. Further, the University's staff has worked diligently to review access and correct inconsistencies in the system's access rights. Specifically, the staff is currently working towards this goal. The specific items listed in the prior year's audit were corrected and the procedures to review security classes have been improved.

[ This Page Left Blank Intentionally ]

## ORDERING INFORMATION

---

Audit reports issued by the Office of the State Auditor can be obtained from the web site at [www.ncauditor.net](http://www.ncauditor.net). Also, parties may register on the web site to receive automatic email notification whenever reports of interest are issued. Otherwise, copies of audit reports may be obtained by contacting the:

Office of the State Auditor  
State of North Carolina  
2 South Salisbury Street  
20601 Mail Service Center  
Raleigh, North Carolina 27699-0601

Telephone: 919/807-7500

Facsimile: 919/807-7647