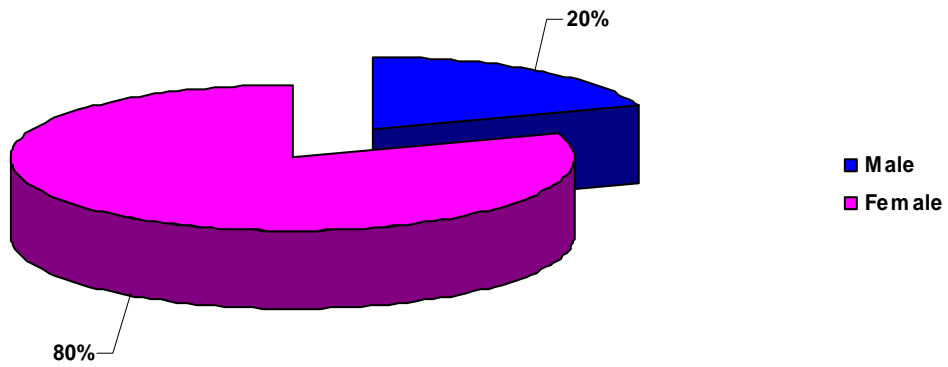
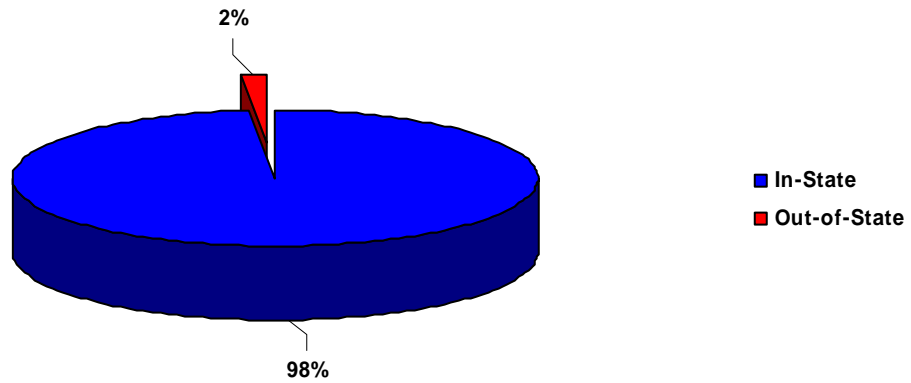


First-Time Graduate Applicants By Gender Fall 2004



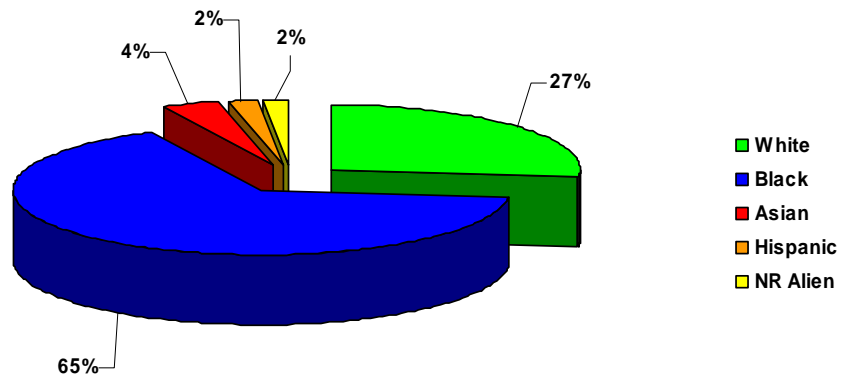
Gender	Tally	Percentage
Male	11	19.64%
Female	45	80.36%
Total	56	100.00%

By Residency



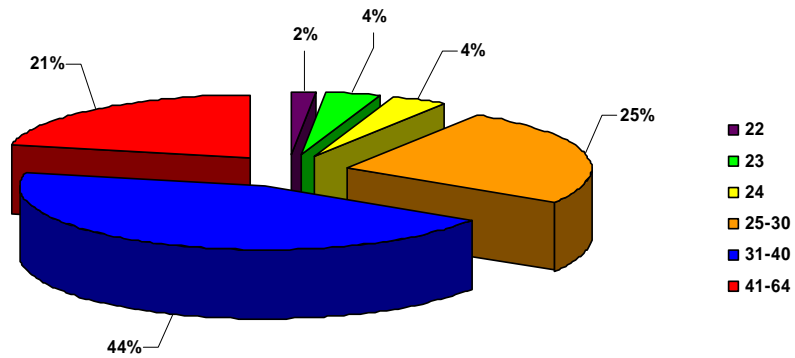
Residency	Tally	Percentage
In-State	55	98.21%
Out-of-State	1	1.79%
Total	56	100.00%

First-Time Graduate Applicants By Race Fall 2004



Race	Tally	Percentage
White	15	26.79%
Black	37	66.07%
Asian	2	3.57%
Hispanic	1	1.79%
NR Alien	1	1.79%
Total	56	100.00%

By Age



Age	Tally	Percentage
22	1	1.79%
23	2	3.57%
24	2	3.57%
25-30	14	25.00%
31-40	25	44.64%
41-64	12	21.43%
Total	56	100.00%