

Getting Started

Login Instructions for New Students

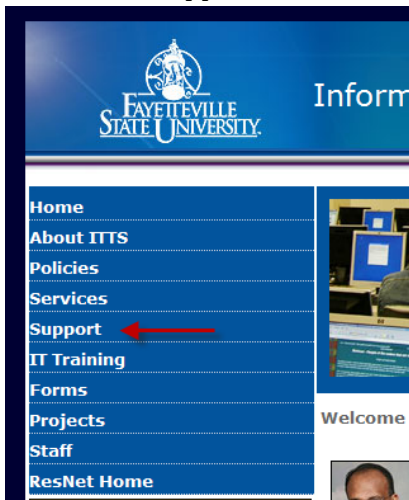
Each student at Fayetteville State should receive a banner Student ID (83 Number) in the follow up letter from the Admissions Office, ex. 830000000. For Banner instructions please visit:

<http://www.uncfsu.edu/itts/bannerlogininfo.htm>

Student Network Account Lookup

If you do not know your network account information, (which includes your network log in information and bronco email address), please view the following instructions below:

1. Visit the ITTS (Information Technology & Telecommunications Services) <http://www.uncfsu.edu/itts/>
2. Click on the Support Link



3. Click Student network account lookup (under the Accounts heading), you may also look up your Banner ID as well from this page.



- Once you click on Student network account lookup, you must enter your information. Enter your Banner ID, and your Last name and click submit.



Network Account and Banner ID Look Up

[Look Up Your FSU Network Account](#) [Look Up Your Banner ID](#)

Students
If you have registered recently, your account may not yet have been activated. Accounts will be available approximately 24 hours after you are **REGISTERED COMPLETE** have **no holds on your account**. You may also confirm the creation of your email account Banner by clicking the Email addresses link under personal information.

Faculty and Staff
The procedure to request a new network/e-mail account is done online (your supervisor aware of the process). The electronic request will inform the requestor, the supervisor Faxing or dropping by in person will NOT start the process.

Enter Your Information
If you are a new student, the Admissions Office has provided your Banner ID in your admission letter. If you have lost it, cannot find it, or never received it, learn [who to contact for assistance](#).

Banner ID:   **Enter your Banner ID and your Last Name**

Last Name:

- This will give you your FSU network username and your email address.

What is my Password?

If you are a new student to FSU and have never logged into our network you are given a default password. You may change this password at anytime. To reset, or change passwords, please contact ITTS at (910)-672-2085 or toll free at (855) 877-5811.

****Password Information:**

Examples: If John Demsey has a birthday of June 7th, 1986 his password would be **JD0607**
Or if Samantha Gooding has a birthday of Nov. 23rd, 1983 her password would be **SG1123**

***The password is case sensitive ***

First initial of your first name (lower case),

First initial of your last name (Upper Case),

2 digit month of your birth date,

2 digit day of your birth date

How to access your Campus Email?

1. Go to the University homepage www.unccfsu.edu
2. In the lower right hand corner of the page click on the quick links, click Webmail (Students)



3. Click Sign In

Log in instructions

- Enter your new e-mail address (studentid@broncos.unccfsu.edu)
- You must use the original password that you received when you registered at the university the first time you log in.
- Look up your network/e-mail account
- Click the circle next to Always ask for my e-mail address and password

How do I get an account?

- Account Information

Alumni - Bronco eMail for Life is here.

- Request Alumni account

For additional information about the Bronco eMail, visit the [ITTS Blog](#).

Current Students - Log in to your Bronco eMail

▶ Sign In



4. Enter in your Bronco email address as your Windows Live ID: and your Password (which should be the same as your default password unless you have changed it. If this is your first time logging into your campus email account, once you log in you will be prompted a page to change your password. If you have password or log in issues, please contact ITTS @910-672-2085.

sign in

Enter in your Bronco email address and your password

Windows Live ID:
[input field]

Password:
[input field]

[Forgot your password?](#)

Keep me signed in

Not your computer?
[Get a single use code to sign in with](#)



What is my Blackboard log in information?

To log into Blackboard you will use:

Username: studentid = *which is the first part of your bronco email address.* (studentid@broncos.uncfsu.edu)

Password: (default password) **Ex. sH0315** or enter the password you have chosen or changed from the default password.

Have an Account? Login Here.

Enter login information here and click the Login button below:

Username: [input field]

Password: [input field]

FSU Information Feeds

- FSU Academic Affairs Division Announces New and Continuing Chairpersons
- FSU News
- FSU Online Student Orientation

For account/password assistance, please call the ITS Helpdesk at (910) 672-2085 and press Option 7. Passwords are set to expire regularly. You may also reset a password via Citrix, or by logging into the FSU Campus Network.

Fayetteville State University
Office of Online Education

Examples:

If John Demsey has a birthday of June 7th, 1986 his password would be **JD0607**
Or if Samantha Gooding has a birthday of Nov. 23rd, 1983 her password would be **SG1123**

***The password is case sensitive ***

Default Password

First initial of your first name (lower case),

First initial of your last name (Upper Case),

Two digit month of your birth date,

Two digit day of your birth date