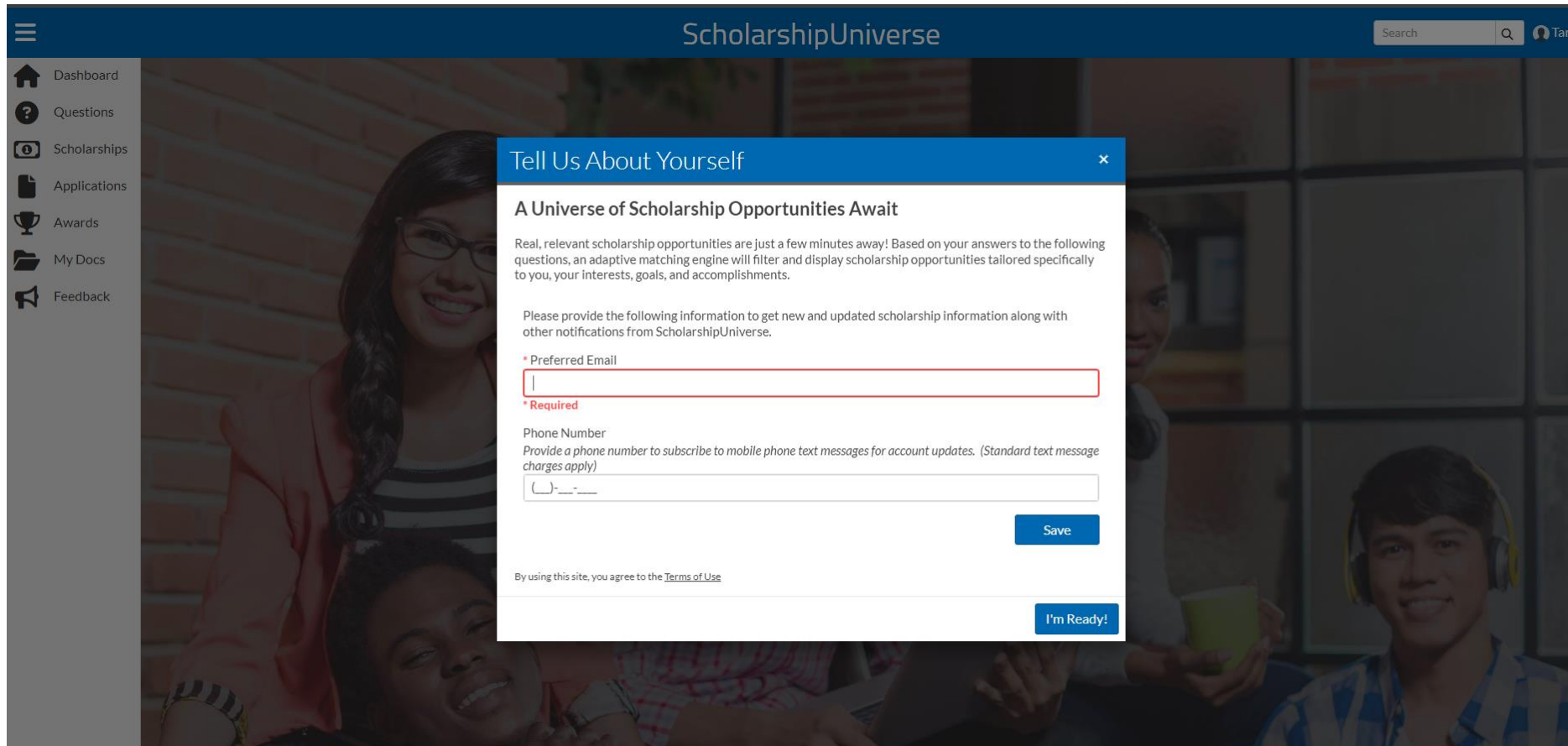


ScholarshipUniverse Instructions Guide

ScholarshipUniverse is a tool that connects Fayetteville State University students to scholarship opportunities. It allows students to create personalized profiles to match them with scholarships tailored to their background, talents, area of study, and other criteria. These scholarships are both institutional and external opportunities. To access Scholarship Universe, log in via <https://uncfsu.scholarshipuniverse.com>.



The screenshot shows the ScholarshipUniverse website interface. On the left is a navigation menu with icons and labels: Dashboard, Questions, Scholarships, Applications, Awards, My Docs, and Feedback. The main header is dark blue with the 'ScholarshipUniverse' logo and a search bar. A modal window titled 'Tell Us About Yourself' is open, featuring a blue header bar with a close button. The modal content includes a sub-header 'A Universe of Scholarship Opportunities Await', a paragraph explaining the adaptive matching engine, and a request for user information. There are two input fields: one for 'Preferred Email' and another for 'Phone Number' with a note about text message charges. Both fields are marked as required. At the bottom of the modal, there is a 'Save' button, a link to the 'Terms of Use', and an 'I'm Ready!' button. The background of the website shows a collage of diverse students.

Tell Us About Yourself ✕

A Universe of Scholarship Opportunities Await

Real, relevant scholarship opportunities are just a few minutes away! Based on your answers to the following questions, an adaptive matching engine will filter and display scholarship opportunities tailored specifically to you, your interests, goals, and accomplishments.

Please provide the following information to get new and updated scholarship information along with other notifications from ScholarshipUniverse.

* Preferred Email

* Required

Phone Number
Provide a phone number to subscribe to mobile phone text messages for account updates. (Standard text message charges apply)

Save

By using this site, you agree to the [Terms of Use](#)

I'm Ready!

Scholarship Universe Dashboard

Dashboard

Questions

Scholarships

Applications

Awards

My Docs

Feedback

Scholarship Universe

Search Vincent

FAYETTEVILLE
STATE UNIVERSITY

Vincent Harris

607

Scholarships Needing Questions Answered To Qualify

Partial Matches

25

Scholarships You Can Currently Apply To

Matches

0

Scholarships With Applications In Progress

Applications In Progress

Scholarship Opportunities

Scholarship Universe

2247 Open & Future Scholarships

\$2,054,213

Your Universe

Open & Future Matches

25 Scholarships

\$33,003

Applied

0 Scholarships

\$0

In Review

0 Scholarships

\$0

Actions Required

All Types

No records available.

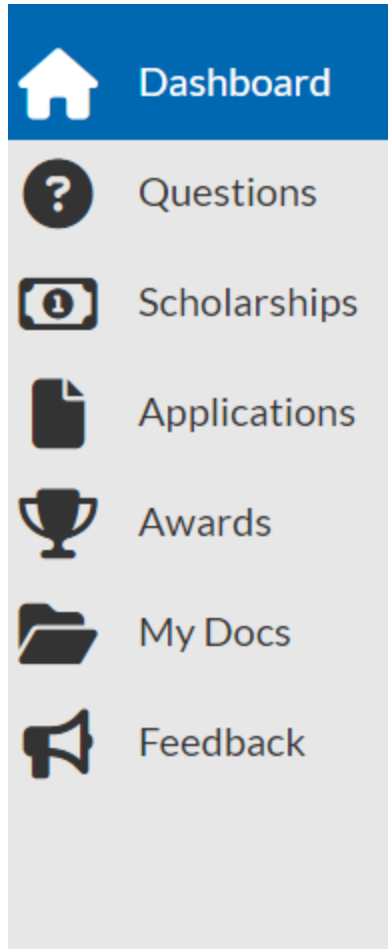
0 - 0 of 0 items

\$ Qualify for more scholarships by clicking here. \$

Answer questions by clicking on the green bar above.

The more questions you ask, the more scholarships you will be matched to.

Version 1.170.29289

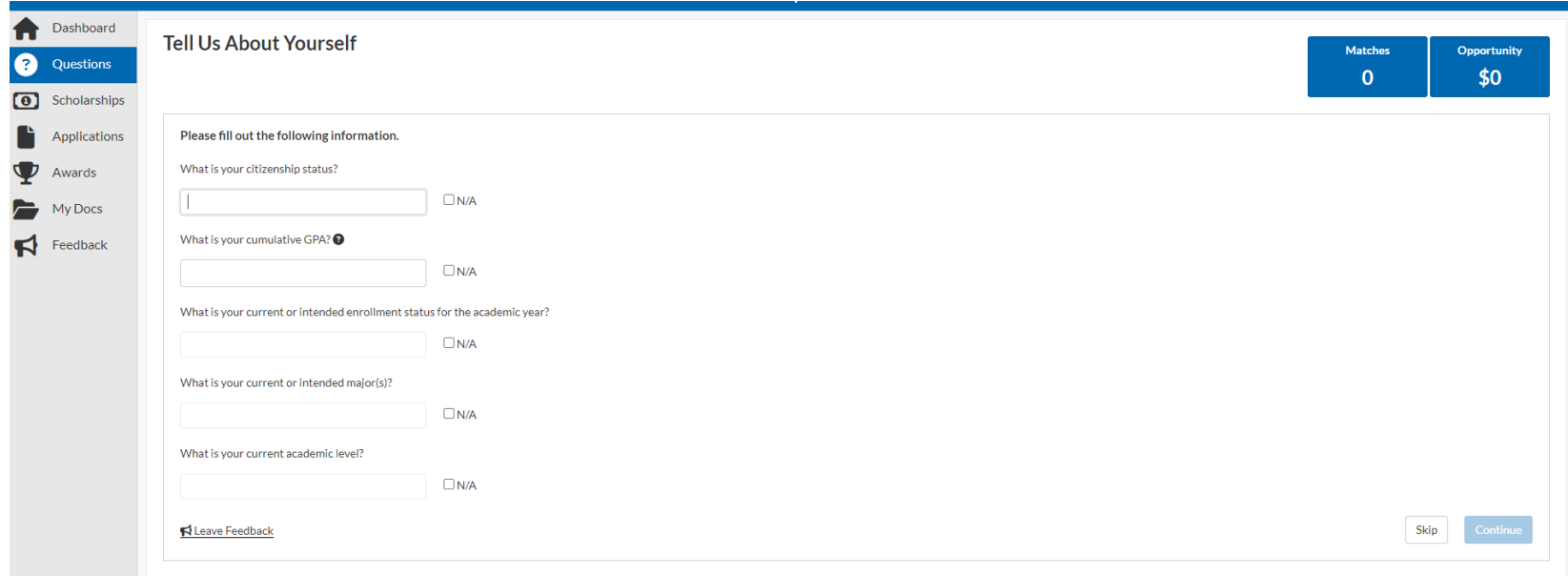


Sidebar Menu Overview

The Sidebar Menu can be used to navigate ScholarshipUniverse.

- **The Dashboard** is your home base. This shows you an overview of your scholarship matches and will remind you if you have additional opportunities to answer questions.
- **The Questions tab** will link you to your personalized questionnaire, where you answer questions to match you with outside scholarship opportunities.
- **The Scholarships tab** will link you to a list of scholarships you have matched to. You can also view other lists of scholarships such as Pinned, Application Submitted, and Partial Matches.
- **The Feedback tab** allows you send Feedback to Scholarship Universe.

Step 1: Answer matching questions



The screenshot shows a web application interface for a scholarship application. On the left is a vertical sidebar with icons and labels for 'Dashboard', 'Questions' (highlighted), 'Scholarships', 'Applications', 'Awards', 'My Docs', and 'Feedback'. The main content area is titled 'Tell Us About Yourself'. In the top right corner of this area, there are two blue boxes: 'Matches' with the number '0' and 'Opportunity' with '\$0'. Below the title, a prompt says 'Please fill out the following information.' followed by five questions, each with a text input field and a checkbox for 'N/A':

- What is your citizenship status?
- What is your cumulative GPA? ⓘ
- What is your current or intended enrollment status for the academic year?
- What is your current or intended major(s)?
- What is your current academic level?

At the bottom left of the form is a link 'Leave Feedback'. At the bottom right are two buttons: 'Skip' and 'Continue'.

- After each question, the “Matches” and “Opportunity” boxes in the top right corner will be updated with the new scholarship opportunities you’ve been matched with based on the answers you have provided.
- At any time, you can view your matched scholarships by clicking on the “Matches” box.

Step 1: Answer matching questions(continued)

[Dashboard](#)
[Questions](#)
[Scholarships](#)
[Applications](#)
[Awards](#)
[My Docs](#)
[Feedback](#)

Matching Questions and Answers

Question	Answer(s)	Last Answered	Edit
What is your cumulative GPA?	3	10/29/2024	
What is your current or intended enrollment status for the academic year?	Full time	10/29/2024	
What is your current or intended major(s)?	Bus Admin-Management	10/29/2024	
What is your current academic level?	Undergraduate - Freshman	10/29/2024	
What is your citizenship status?	US Citizen	10/29/2024	

1
10
Items per page

1 - 5 of 5 items

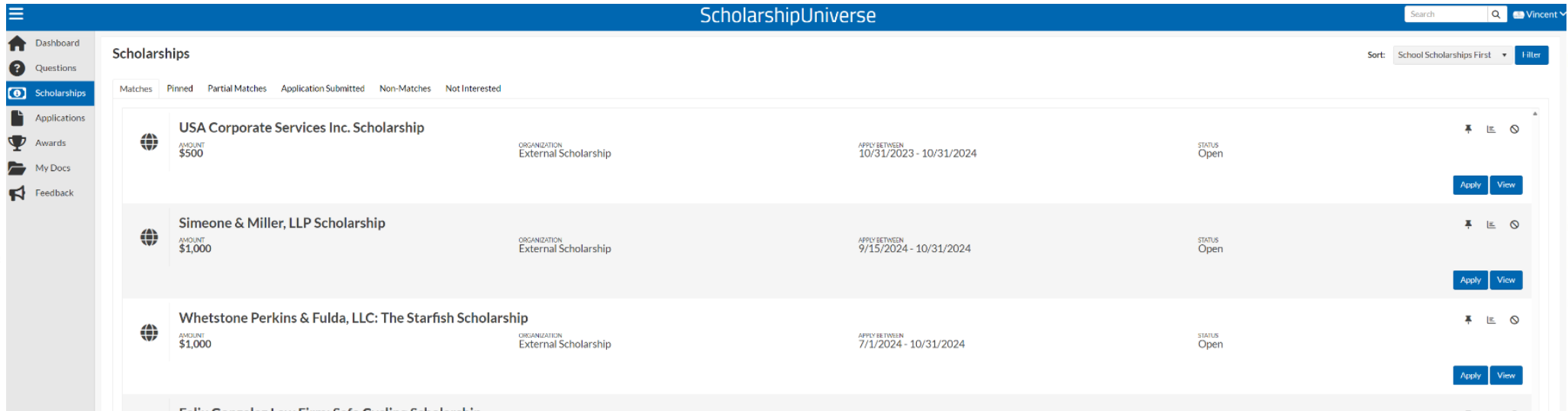
Answer More Questions

Matches 25

Opportunity \$33,003

- Updates to questions can be made on the Questions tab on the left side menu. Answers may be locked based on information from your student record.
- On the questions tab, you can also continue to answer questions, by clicking on the “Answer More Questions” box in the top right corner.
- As you answer questions you will be matched to more scholarships and your potential scholarship opportunity amount will increase.

Step 2: View your matched scholarships!



The screenshot displays the ScholarshipUniverse dashboard. The top navigation bar includes a search bar and the user's name, Vincent. The left sidebar contains navigation links: Dashboard, Questions, Scholarships (highlighted), Applications, Awards, My Docs, and Feedback. The main content area is titled 'Scholarships' and features a tabbed interface with 'Matches' selected. Below the tabs, three matched scholarships are listed:

Scholarship Name	Amount	Organization	Apply Between	Status	Actions
USA Corporate Services Inc. Scholarship	\$500	External Scholarship	10/31/2023 - 10/31/2024	Open	Apply View
Simeone & Miller, LLP Scholarship	\$1,000	External Scholarship	9/15/2024 - 10/31/2024	Open	Apply View
Whetstone Perkins & Fulda, LLC: The Starfish Scholarship	\$1,000	External Scholarship	7/1/2024 - 10/31/2024	Open	Apply View

You can use the Scholarships tab on the top of the screen to view the scholarships you have been matched with.

Scholarships

Matches Pinned Partial Matches Application Submitted Non-Matches Not Interested



Goldstein and Bashner Combating Campus Issues Scholarship

AMOUNT
\$1,000


ORGANIZATION
External Scholarship

APPLY BETWEEN
2/5/2024 - 10/31/2024

The Scholarships screen has several tabs that you review:

- Matches - List of scholarships that the student has met all the matching requirements.
- Pinned - List of scholarships that the student has pinned to their account using the button on an individual scholarship listed.
- Partial Matches - List of scholarships where the student has met at least one requirement, but not all the matching requirements.
- Application Submitted - List of internal scholarship applications a student has submitted.
- Awarded - List of internal scholarships for which the student has been awarded.
- Non-Matches - List of scholarships for which the student does not meet the matching requirements.
- Not Interested - List of scholarships that the student has marked themselves as not interested in by using the no symbol on an individual scholarship.

Step 4: View and apply for Scholarships!



- To read more about the scholarships, click on the “View” button. To open the scholarship website in a new tab and apply directly, click the “Apply” button.
- You can save scholarships to review later, review scholarship statistics, or mark scholarships as “not interested” through the buttons on the right of each scholarship.

For Questions Contact Us!

Office of Scholarships & Financial Aid

General Office Email: finaid@uncfsu.edu

Scholarship Team Email: scholarships@uncfsu.edu

Phone: 910-672-1325

Office Hours:

Monday-Friday

8am-5pm

