



NSSE 2018 Topical Module Report

Academic Advising

Fayetteville State University

This page intentionally left blank.

About This Topical Module

This module examines students' experiences with academic advising, including frequency, accessibility, and types of information provided. It also asks students to identify their primary source of advice. The module complements a question on the core survey about the quality of students' interactions with academic advisors. Complementary FSSE set available.

Comparison Group

This section summarizes how this module's comparison group was identified, including selection criteria and whether the default option was taken. This is followed by the resulting list of institutions represented in the 'Academic Advising' column of this report.

Group label	Academic Advising
Date submitted	5/15/18
How was this comparison group constructed?	Your institution retained the default comparison group (all module participants).
Group description	All other current- and prior-year (if applicable) NSSE institutions who administered module "Academic Advising"

Academic Advising (N=312)

Acadia University (Wolfville, NS)*	Bridgewater State University (Bridgewater, MA)*
Adams State University (Alamosa, CO)	Brigham Young University-Idaho (Rexburg, ID)*
Adrian College (Adrian, MI)	Bucknell University (Lewisburg, PA)*
Albany State University (Albany, GA)*	California Polytechnic State University-San Luis Obispo (San Luis Obispo, CA)*
Alberta College of Art + Design (Calgary, AB)	California State Polytechnic University-Pomona (Pomona, CA)*
Algoma University (Sault Ste. Marie, ON)	California State University-Bakersfield (Bakersfield, CA)*
Allegheny College (Meadville, PA)*	California State University-Dominguez Hills (Carson, CA)*
Alma College (Alma, MI)*	California State University-Long Beach (Long Beach, CA)*
Anna Maria College (Paxton, MA)*	California State University-Los Angeles (Los Angeles, CA)*
Appalachian State University (Boone, NC)	California State University, Fresno (Fresno, CA)*
Armstrong State University (Savannah, GA)*	California State University, Fullerton (Fullerton, CA)
ASU Online (Scottsdale, AZ)	California State University, Northridge (Northridge, CA)*
Auburn University at Montgomery (Montgomery, AL)	California State University, Sacramento (Sacramento, CA)*
Augusta University (Augusta, GA)	California State University, San Bernardino (San Bernardino, CA)
Avila University (Kansas City, MO)	California University of Pennsylvania (California, PA)*
Bacone College (Muskogee, OK)	Campbell University Inc. (Buies Creek, NC)*
Ball State University (Muncie, IN)	Cape Breton University (Sydney, NS)*
Becker College (Worcester, MA)*	Capital University (Columbus, OH)
Berkeley College (New York, NY)*	Carroll University (Waukesha, WI)*
Bethany College (Lindsborg, KS)*	Catawba College (Salisbury, NC)
Binghamton University (State University of New York) (Vestal, NY)*	Catholic University of America, The (Washington, DC)
Bishop's University (Sherbrooke, QC)*	Cedarville University (Cedarville, OH)
Bloomsburg University of Pennsylvania (Bloomsburg, PA)	Centenary College of Louisiana (Shreveport, LA)*
Boise State University (Boise, ID)	Central Connecticut State University (New Britain, CT)*
Boston University (Boston, MA)	Chaminade University of Honolulu (Honolulu, HI)
Bowie State University (Bowie, MD)*	Chatham University (Pittsburgh, PA)*
Bradley University (Peoria, IL)	Chicago State University (Chicago, IL)*
Brandon University (Brandon, MB)*	Chowan University (Murfreesboro, NC)
Briar Cliff University (Sioux City, IA)*	Christopher Newport University (Newport News, VA)*
Bridgewater College (Bridgewater, VA)	Clarion University of Pennsylvania (Clarion, PA)

Academic Advising (N=312), continued

Clarke University (Dubuque, IA)
Colgate University (Hamilton, NY)*
College at Brockport, SUNY, The (Brockport, NY)*
College of Idaho, The (Caldwell, ID)*
College of New Jersey, The (Ewing, NJ)
College of Saint Elizabeth (Morristown, NJ)*
College of Saint Rose, The (Albany, NY)*
Colorado State University-Pueblo (Pueblo, CO)
Columbia College (Columbia, MO)*
Concordia College at Moorhead (Moorhead, MN)
Concordia University (Portland, OR)*
Concordia University (Montreal, QC)*
Concordia University Chicago (River Forest, IL)*
Connecticut College (New London, CT)
Cornell College (Mount Vernon, IA)
Cornerstone University (Grand Rapids, MI)*
CUNY Bernard M Baruch College (New York, NY)*
CUNY Medgar Evers College (Brooklyn, NY)*
Curry College (Milton, MA)
D'Youville College (Buffalo, NY)
Dakota State University (Madison, SD)
Davis & Elkins College (Elkins, WV)*
Defiance College (Defiance, OH)*
Denison University (Granville, OH)*
Dickinson State University (Dickinson, ND)*
Doane University (Crete, NE)
Drury University (Springfield, MO)
East Central University (Ada, OK)*
East Stroudsburg University of Pennsylvania (East Stroudsburg, PA)*
Eastern Connecticut State University (Willimantic, CT)
Eastern Washington University (Cheney, WA)*
Edinboro University of Pennsylvania (Edinboro, PA)
Elizabeth City State University (Elizabeth City, NC)*
Elizabethtown College (Elizabethtown, PA)*
Embry Riddle Aeronautical University-Worldwide (Daytona Beach, FL)*
Farmingdale State College (Farmingdale, NY)*
Fitchburg State University (Fitchburg, MA)*
Florida A&M University (Tallahassee, FL)*
Florida Institute of Technology (Melbourne, FL)*
Florida International University (Miami, FL)
Franklin College (Franklin, IN)
Franklin University (Columbus, OH)*
Fredonia State University of New York (Fredonia, NY)*
Furman University (Greenville, SC)
Gannon University (Erie, PA)*
George Mason University (Fairfax, VA)
George Washington University (Washington, DC)
Georgia College & State University (Milledgeville, GA)*
Gettysburg College (Gettysburg, PA)*
Goshen College (Goshen, IN)*
Grambling State University (Grambling, LA)
Grove City College (Grove City, PA)
Hardin-Simmons University (Abilene, TX)
Hastings College (Hastings, NE)
Henderson State University (Arkadelphia, AR)
Hope College (Holland, MI)
Indiana Institute of Technology (Fort Wayne, IN)
Indiana University Bloomington (Bloomington, IN)
Indiana University Northwest (Gary, IN)
Indiana University of Pennsylvania (Indiana, PA)
Indiana University Southeast (New Albany, IN)
Inter American University of Puerto Rico-Metro Campus (San Juan, PR)
Jackson State University (Jackson, MS)
John Brown University (Siloam Springs, AR)*
John Carroll University (University Heights, OH)*
Kent State University (Kent, OH)*
Kentucky State University (Frankfort, KY)*
King's University, The (Edmonton, AB)*
Kutztown University of Pennsylvania (Kutztown, PA)*
Lafayette College (Easton, PA)
Lake Erie College (Painesville, OH)
Lake Forest College (Lake Forest, IL)*
Lamar University (Beaumont, TX)
Lehigh University (Bethlehem, PA)
Lenoir-Rhyne University (Hickory, NC)
Lewis & Clark College (Portland, OR)
Lewis University (Romeoville, IL)*
LIM College (New York, NY)*
Lincoln College (Lincoln, IL)
Lincoln Memorial University (Harrogate, TN)
Lincoln University (Lincoln University, PA)*
Lindenwood University (Saint Charles, MO)
Lock Haven University (Lock Haven, PA)*
Lycoming College (Williamsport, PA)
Lyon College (Batesville, AR)
Madonna University (Livonia, MI)
Manhattan College (Riverdale, NY)
Mansfield University of Pennsylvania (Mansfield, PA)*
Maranatha Baptist University (Watertown, WI)*
Marshall University (Huntington, WV)
Martin Methodist College (Pulaski, TN)
Massachusetts College of Liberal Arts (North Adams, MA)
Mayville State University (Mayville, ND)*
McNeese State University (Lake Charles, LA)
Michigan Technological University (Houghton, MI)
Middle Georgia State University (Macon, GA)*
Midland University (Fremont, NE)*
Midway University (Midway, KY)
Millersville University of Pennsylvania (Millersville, PA)*
Millikin University (Decatur, IL)
Millsaps College (Jackson, MS)*
Minnesota State University Moorhead (Moorhead, MN)*
Monmouth College (Monmouth, IL)
Montana Tech of the University of Montana (Butte, MT)
Moravian College (Bethlehem, PA)
Morningside College (Sioux City, IA)
Morrisville State College (Morrisville, NY)*
Mount Saint Mary College (Newburgh, NY)
Mount St. Joseph University (Cincinnati, OH)
Mount St. Vincent University (Halifax, NS)*
Murray State University (Murray, KY)
New College of Florida (Sarasota, FL)*
New Mexico Institute of Mining and Technology (Socorro, NM)*
New Mexico State University (Las Cruces, NM)*
Newman University (Wichita, KS)
Nicholls State University (Thibodaux, LA)

*2017 participant

Academic Advising (N=312), continued

North Carolina Agricultural & Technical State University (Greensboro, NC)*	Texas Wesleyan University (Fort Worth, TX)
Northeastern Illinois University (Chicago, IL)	Thiel College (Greenville, PA)
Northern Kentucky University (Highland Heights, KY)	Thompson Rivers University (Kamloops, BC)*
Northern Michigan University (Marquette, MI)	Trinity University (San Antonio, TX)
Northwestern Oklahoma State University (Alva, OK)*	Troy University (Troy, AL)*
Occidental College (Los Angeles, CA)	Truman State University (Kirksville, MO)
Ohio Northern University (Ada, OH)	Tyndale University College (Toronto, ON)
Ohio University (Athens, OH)*	Union College (NE) (Lincoln, NE)*
Oklahoma Christian University (Edmond, OK)	United States Coast Guard Academy (New London, CT)*
Oklahoma City University (Oklahoma City, OK)	United States Merchant Marine Academy (Kings Point, NY)
Oregon Institute of Technology (Klamath Falls, OR)	University at Albany, SUNY, The (Albany, NY)*
Ottawa University (Ottawa, KS)*	University of Bridgeport (Bridgeport, CT)
Otterbein University (Westerville, OH)*	University of Calgary (Calgary, AB)*
Pace University (New York, NY)	University of Central Florida (Orlando, FL)*
Pfeiffer University (Misenheimer, NC)	University of Connecticut (Storrs, CT)
Pittsburg State University (Pittsburg, KS)	University of Houston (Houston, TX)
Pitzer College (Claremont, CA)	University of Houston-Victoria (Victoria, TX)*
Plymouth State University (Plymouth, NH)*	University of Illinois at Chicago (Chicago, IL)*
Point Park University (Pittsburgh, PA)*	University of Indianapolis (Indianapolis, IN)
Pratt Institute (Brooklyn, NY)	University of Kansas (Lawrence, KS)
Providence College (Providence, RI)*	University of Kentucky (Lexington, KY)
Purdue University Northwest (Hammond, IN)	University of Maine (Orono, ME)*
Quest University Canada (Squamish, BC)	University of Maine at Augusta (Augusta, ME)*
Randolph-Macon College (Ashland, VA)*	University of Maine at Farmington (Farmington, ME)*
Rhode Island College (Providence, RI)	University of Maine at Fort Kent (Fort Kent, ME)*
Rhode Island School of Design (Providence, RI)*	University of Maine at Machias (Machias, ME)*
Rhodes College (Memphis, TN)*	University of Maine at Presque Isle (Presque Isle, ME)*
Ringling College of Art and Design (Sarasota, FL)*	University of Maryland-Eastern Shore (Princess Anne, MD)*
Robert Morris University (Moon Township, PA)	University of Massachusetts Amherst (Amherst, MA)*
Rockford University (Rockford, IL)	University of Massachusetts Boston (Boston, MA)*
Rogers State University (Claremore, OK)*	University of Massachusetts Dartmouth (North Dartmouth, MA)*
Rollins College (Winter Park, FL)	University of Missouri-St. Louis (Saint Louis, MO)*
Rose-Hulman Institute of Technology (Terre Haute, IN)	University of New Brunswick (Fredericton, NB)*
Sewanee: The University of the South (Sewanee, TN)*	University of New Hampshire (Durham, NH)
Shippensburg University of Pennsylvania (Shippensburg, PA)	University of North Carolina at Charlotte (Charlotte, NC)
Siena College (Loudonville, NY)	University of North Georgia (Dahlonega, GA)
Siena Heights University (Adrian, MI)	University of Oregon (Eugene, OR)*
Simmons College (Boston, MA)	University of Pittsburgh-Bradford (Bradford, PA)
Slippery Rock University of Pennsylvania (Slippery Rock, PA)*	University of Providence (Great Falls, MT)
Southern Arkansas University (Magnolia, AR)	University of Redlands (Redlands, CA)
Southern Connecticut State University (New Haven, CT)*	University of Saint Francis-Fort Wayne (Fort Wayne, IN)*
Southern University at New Orleans (New Orleans, LA)	University of South Dakota (Vermillion, SD)
Southern Virginia University (Buena Vista, VA)	University of Southern Maine (Portland, ME)*
Southwestern Oklahoma State University (Weatherford, OK)	University of Tennessee at Chattanooga, The (Chattanooga, TN)
Southwestern University (Georgetown, TX)	University of Texas at Arlington, The (Arlington, TX)
St. Edward's University (Austin, TX)*	University of Texas at Dallas, The (Richardson, TX)
St. Francis College (Brooklyn Heights, NY)	University of Texas at El Paso, The (El Paso, TX)
St. Olaf College (Northfield, MN)	University of Texas at San Antonio, The (San Antonio, TX)
Stephen F. Austin State University (Nacogdoches, TX)*	University of Texas at Tyler, The (Tyler, TX)
Stevens Institute of Technology (Hoboken, NJ)*	University of Texas of the Permian Basin, The (Odessa, TX)
SUNY College at Old Westbury (Old Westbury, NY)*	University of Texas Rio Grande Valley, The (Edinburg, TX)
SUNY College of Environmental Science and Forestry (Syracuse, NY)*	University of the District of Columbia (Washington, DC)
SUNY College of Technology at Alfred (Alfred, NY)*	University of the Ozarks (Clarksville, AR)*
SUNY Maritime College (Throggs Neck, NY)*	University of the Virgin Islands (Charlotte Amalie, VI)
SUNY-Buffalo State College (Buffalo, NY)*	University of Vermont (Burlington, VT)*
Texas A&M University - Corpus Christi (Corpus Christi, TX)*	University of West Alabama (Livingston, AL)
Texas Lutheran University (Seguin, TX)	University of Wisconsin-Eau Claire (Eau Claire, WI)*
Texas Southern University (Houston, TX)	University of Wisconsin-La Crosse (La Crosse, WI)*

Academic Advising (N=312), continued

University of Wisconsin-Milwaukee (Milwaukee, WI)*
University of Wisconsin-Superior (Superior, WI)*
University of Wisconsin-Whitewater (Whitewater, WI)*
Urbana University (Urbana, OH)*
Ursinus College (Collegeville, PA)
Valdosta State University (Valdosta, GA)*
Virginia Commonwealth University (Richmond, VA)*
Wabash College (Crawfordsville, IN)
Warren Wilson College (Swannanoa, NC)*
Washburn University (Topeka, KS)*
Wayne State College (Wayne, NE)
Weber State University (Ogden, UT)*
Wentworth Institute of Technology (Boston, MA)
West Chester University of Pennsylvania (West Chester, PA)
Western New Mexico University (Silver City, NM)*
Western Oregon University (Monmouth, OR)*
Western State Colorado University (Gunnison, CO)
Western Washington University (Bellingham, WA)*
Wofford College (Spartanburg, SC)
Woodbury University (Burbank, CA)

*2017 participant

First-Year Students

Item wording or description	Variable name	Values ^c	Response options	Frequency Distributions ^a				Statistical Comparisons ^b		
				Fayetteville State		Academic Advising		Fayetteville State	Academic Advising	Effect size ^d
				Count	%	Count	%	Mean	Mean	
1. During the current school year, about how many times have you and an academic advisor discussed your academic interests, course selections, or academic performance?										
	ADV01	0	0	8	3	7,926	11	3.2	▲	2.2 *** .65
		1	1	35	12	17,372	23			
		2	2	79	26	22,633	30			
		3	3	80	26	14,507	19			
		4	4	34	11	6,495	8			
		5	5	14	5	2,348	3			
		6	6 or more	54	18	3,819	5			
			Total	304	100	75,100	100			
2. During the current school year, to what extent have your academic advisors done the following?										
a. Been available when needed	ADV02a	1	Very little	10	3	5,640	8	3.3	▲	3.0 *** .38
		2	Some	40	13	14,855	20			
		3	Quite a bit	99	32	26,205	34			
		4	Very much	155	50	23,173	31			
		—	Not applicable	4	1	5,308	7			
			Total	308	100	75,181	100			
b. Listened closely to your concerns and questions	ADV02b	1	Very little	7	2	5,458	7	3.4	▲	3.0 *** .41
		2	Some	28	9	14,063	19			
		3	Quite a bit	106	35	24,590	33			
		4	Very much	160	52	24,801	33			
		—	Not applicable	7	2	6,211	8			
			Total	308	100	75,123	100			
c. Informed you of important deadlines	ADV02c	1	Very little	11	4	9,545	13	3.3	▲	2.8 *** .51
		2	Some	33	11	15,514	20			
		3	Quite a bit	96	32	22,661	30			
		4	Very much	163	52	21,484	29			
		—	Not applicable	6	2	5,914	8			
			Total	309	100	75,118	100			
d. Helped you understand academic rules and policies	ADV02d	1	Very little	8	3	9,120	12	3.4	▲	2.8 *** .58
		2	Some	29	10	16,596	22			
		3	Quite a bit	100	33	22,775	30			
		4	Very much	163	53	19,859	27			
		—	Not applicable	8	3	6,748	9			
			Total	308	100	75,098	100			
e. Informed you of academic support options (tutoring, study groups, help with writing, etc.)	ADV02e	1	Very little	8	3	10,247	13	3.4	▲	2.8 *** .63
		2	Some	32	11	16,783	22			
		3	Quite a bit	87	29	21,430	28			
		4	Very much	174	56	19,665	27			
		—	Not applicable	7	2	6,937	9			
			Total	308	100	75,062	100			

First-Year Students

Item wording or description	Variable name	Values ^c	Response options	Frequency Distributions ^a				Statistical Comparisons ^b		
				Fayetteville State		Academic Advising		Fayetteville State	Academic Advising	Effect size ^d
				Count	%	Count	%	Mean	Mean	
f. Provided useful information about courses	ADV02f	1	Very little	7	2	8,134	11	3.4	2.9 ***	.52
		2	Some	33	11	15,681	21			
		3	Quite a bit	95	31	23,861	31			
		4	Very much	166	53	22,382	30			
		—	Not applicable	8	3	5,008	7			
		Total		309	100	75,066	100			
g. Helped you when you had academic difficulties	ADV02g	1	Very little	12	4	10,713	14	3.3	2.7 ***	.57
		2	Some	46	15	15,098	20			
		3	Quite a bit	78	26	17,598	23			
		4	Very much	159	51	17,136	23			
		—	Not applicable	14	5	14,482	20			
		Total		309	100	75,027	100			
h. Helped you get information on special opportunities (study abroad, internships, research projects, etc.)	ADV02h	1	Very little	21	7	14,478	19	3.2	2.5 ***	.62
		2	Some	51	17	15,864	21			
		3	Quite a bit	72	23	15,957	21			
		4	Very much	149	48	14,486	20			
		—	Not applicable	15	5	14,207	19			
		Total		308	100	74,992	100			
i. Discussed your career interests and post-graduation plans	ADV02i	1	Very little	25	8	15,541	21	3.1	2.5 ***	.60
		2	Some	42	14	17,602	23			
		3	Quite a bit	86	29	16,019	21			
		4	Very much	136	45	15,305	21			
		—	Not applicable	13	5	10,436	14			
		Total		302	100	74,903	100			
3. During the current school year, how often have your academic advisors reached out to you about your academic progress or performance?										
	ADV04	1	Never	27	9	28,719	38	2.9	2.0 ***	1.00
	_15	2	Sometimes	73	24	27,524	36			
		3	Often	111	36	12,957	18			
		4	Very often	95	31	5,710	8			
		Total		306	100	74,910	100			
4. During the current school year, which of the following has been your primary source of advice regarding your academic plans? (Select one.)										
	ADV03	—	Academic advisor(s) assigned to you	190	62	26,427	36	3.1	2.5 ***	.60
		—	Academic advisor(s) available to any student	21	7	6,185	9			
		—	Faculty or staff not formally assigned as an advisor	17	5	6,464	8			
		—	Online advising system (degree progress report, etc.)	4	1	3,059	4			
		—	Website, catalog, or other published sources	12	4	3,560	5			
		—	Friends or other students	20	7	11,890	15			
		—	Family members	32	10	12,198	16			
		—	Other, please specify:	2	1	1,517	2			
		—	I did not seek academic advice this year	9	3	3,588	5			
		Total		307	100	74,888	100			

*p<.05, **p<.01, ***p<.001 (2-tailed); Refer to the endnotes page for the key to triangle symbols.

Seniors

Item wording or description	Variable name	Values ^c	Response options	Frequency Distributions ^a				Statistical Comparisons ^b		
				Fayetteville State		Academic Advising		Fayetteville State	Academic Advising	Effect size ^d
				Count	%	Count	%	Mean	Mean	
1. During the current school year, about how many times have you and an academic advisor discussed your academic interests, course selections, or academic performance?										
	ADV01	0	0	58	14	15,021	15	2.3	2.2	.06
		1	1	96	22	24,122	25			
		2	2	119	28	25,322	25			
		3	3	64	15	14,487	15			
		4	4	35	8	7,758	8			
		5	5	17	4	3,276	3			
		6	6 or more	40	9	9,690	9			
		Total		429	100	99,676	100			
2. During the current school year, to what extent have your academic advisors done the following?										
a. Been available when needed	ADV02a	1	Very little	47	11	9,326	10	3.0	2.9	.07
		2	Some	83	19	19,610	20			
		3	Quite a bit	103	24	30,510	30			
		4	Very much	179	42	33,183	33			
		—	Not applicable	17	4	7,111	7			
		Total		429	100	99,740	100			
b. Listened closely to your concerns and questions	ADV02b	1	Very little	60	14	9,433	10	3.0	3.0	.01
		2	Some	71	16	18,164	18			
		3	Quite a bit	86	20	28,646	29			
		4	Very much	177	42	34,522	35			
		—	Not applicable	33	8	8,906	9			
		Total		427	100	99,671	100			
c. Informed you of important deadlines	ADV02c	1	Very little	65	15	16,047	16	2.9	2.8 ***	.17
		2	Some	74	17	20,021	20			
		3	Quite a bit	90	21	26,020	26			
		4	Very much	172	41	29,030	30			
		—	Not applicable	26	6	8,566	9			
		Total		427	100	99,684	100			
d. Helped you understand academic rules and policies	ADV02d	1	Very little	73	17	16,006	16	2.9	2.7 ***	.18
		2	Some	66	15	21,157	21			
		3	Quite a bit	91	21	24,357	24			
		4	Very much	159	38	25,706	26			
		—	Not applicable	38	9	12,408	12			
		Total		427	100	99,634	100			
e. Informed you of academic support options (tutoring, study groups, help with writing, etc.)	ADV02e	1	Very little	90	21	21,501	22	2.7	2.5 ***	.19
		2	Some	84	19	22,212	22			
		3	Quite a bit	69	16	19,874	20			
		4	Very much	137	33	20,375	21			
		—	Not applicable	50	12	15,609	16			
		Total		430	100	99,571	100			

Seniors

Item wording or description	Variable name	Values ^c	Response options	Frequency Distributions ^a				Statistical Comparisons ^b		
				Fayetteville State		Academic Advising		Fayetteville State	Academic Advising	Effect size ^d
				Count	%	Count	%	Mean	Mean	
f. Provided useful information about courses	ADV02f	1	Very little	76	18	15,259	16	2.8	2.7	.10
		2	Some	72	17	20,961	21			
		3	Quite a bit	82	19	26,623	26			
		4	Very much	160	37	27,686	28			
		—	Not applicable	37	9	9,067	9			
		Total		427	100	99,596	100			
g. Helped you when you had academic difficulties	ADV02g	1	Very little	77	18	16,943	18	2.8	2.6 **	.16
		2	Some	59	14	17,640	18			
		3	Quite a bit	60	14	19,465	19			
		4	Very much	142	33	23,245	23			
		—	Not applicable	91	21	22,270	23			
		Total		429	100	99,563	100			
h. Helped you get information on special opportunities (study abroad, internships, research projects, etc.)	ADV02h	1	Very little	92	21	22,014	23	2.6	2.4 *	.14
		2	Some	56	13	18,270	18			
		3	Quite a bit	60	14	17,951	17			
		4	Very much	112	26	20,407	20			
		—	Not applicable	108	25	20,903	22			
		Total		428	100	99,545	100			
i. Discussed your career interests and post-graduation plans	ADV02i	1	Very little	115	26	23,520	25	2.5	2.4	.07
		2	Some	61	15	20,901	21			
		3	Quite a bit	65	15	18,636	18			
		4	Very much	116	27	23,220	22			
		—	Not applicable	68	16	13,062	14			
		Total		425	100	99,339	100			
3. During the current school year, how often have your academic advisors reached out to you about your academic progress or performance?										
	ADV04	1	Never	158	36	44,747	45	2.1	1.9 ***	.27
	_15	2	Sometimes	128	31	32,324	32			
		3	Often	86	20	14,867	15			
		4	Very often	57	13	7,430	8			
		Total		429	100	99,368	100			
4. During the current school year, which of the following has been your primary source of advice regarding your academic plans? (Select one.)										
	ADV03	—	Academic advisor(s) assigned to you	179	42	30,991	32	2.1	1.9 ***	.27
		—	Academic advisor(s) available to any student	27	6	9,443	10			
		—	Faculty or staff not formally assigned as an advisor	61	15	16,339	16			
		—	Online advising system (degree progress report, etc.)	33	8	8,137	9			
		—	Website, catalog, or other published sources	21	5	5,412	6			
		—	Friends or other students	31	7	11,758	12			
		—	Family members	25	6	8,185	8			
		—	Other, please specify:	23	5	3,058	3			
		—	I did not seek academic advice this year	26	6	6,063	6			
		Total		426	100	99,386	100			

*p<.05, **p<.01, ***p<.001 (2-tailed); Refer to the endnotes page for the key to triangle symbols.

NSSE 2018 Academic Advising

Detailed Statistics^e

Fayetteville State University

First-Year Students

Variable name	N	Mean		Standard error ^f		Standard deviation ^g		DF ^h	Sig. ⁱ	Effect size ^d
	Fayetteville State	Fayetteville State	Academic Advising	Fayetteville State	Academic Advising	Fayetteville State	Academic Advising	Comparisons with: Academic Advising		
ADV01	304	3.19	2.21	.10	.00	1.69	1.50	305	.000	.65
ADV02a	304	3.31	2.96	.05	.00	0.82	0.94	121,694	.000	.38
ADV02b	301	3.39	3.00	.04	.00	0.75	0.94	303	.000	.41
ADV02c	303	3.35	2.82	.05	.00	0.82	1.03	305	.000	.51
ADV02d	300	3.39	2.80	.04	.00	0.77	1.01	302	.000	.58
ADV02e	301	3.41	2.75	.05	.00	0.79	1.04	303	.000	.63
ADV02f	301	3.39	2.87	.04	.00	0.77	1.00	303	.000	.52
ADV02g	295	3.30	2.68	.05	.00	0.88	1.07	296	.000	.57
ADV02h	292	3.19	2.51	.06	.00	0.96	1.10	293	.000	.62
ADV02i	289	3.15	2.49	.06	.00	0.97	1.10	290	.000	.60
ADV04_15	306	2.89	1.95	.05	.00	0.95	0.93	130,558	.000	1.00

NSSE 2018 Academic Advising

Detailed Statistics^e

Fayetteville State University





Seniors

Variable name	N	Mean		Standard error ^f		Standard deviation ^g		DF ^h	Sig. ⁱ	Effect size ^d
	Fayetteville State	Fayetteville State	Academic Advising	Fayetteville State	Academic Advising	Fayetteville State	Academic Advising			
ADV01	425	2.32	2.21	.08	.00	1.73	1.74	143,832	.208	.06
ADV02a	406	3.01	2.93	.05	.00	1.05	0.99	407	.154	.07
ADV02b	389	2.98	2.97	.06	.00	1.11	1.00	390	.817	.01
ADV02c	397	2.94	2.76	.06	.00	1.12	1.09	131,536	.001	.17
ADV02d	384	2.89	2.69	.06	.00	1.14	1.09	125,993	.000	.18
ADV02e	376	2.68	2.46	.06	.00	1.19	1.12	377	.000	.19
ADV02f	385	2.84	2.73	.06	.00	1.16	1.08	386	.057	.10
ADV02g	334	2.80	2.61	.07	.00	1.21	1.14	335	.006	.16
ADV02h	318	2.61	2.45	.07	.00	1.23	1.16	318	.020	.14
ADV02i	353	2.52	2.45	.07	.00	1.24	1.16	354	.251	.07
ADV04_15	425	2.11	1.85	.05	.00	1.04	0.94	426	.000	.27

Endnotes

- a. Column percentages are weighted by institution-reported sex and enrollment status (and institution size for comparison groups). Percentages may not sum to 100 due to rounding. Counts are unweighted; column percentages cannot be replicated from counts.
- b. All statistics are weighted by institution-reported sex and enrollment status (and institution size for comparison groups). Unless otherwise noted, statistical comparisons are two-tailed independent t -tests. Items with categorical response sets are left blank.
- c. These are the values used to calculate means. For the majority of items, these values match the codes in the data file and codebook.
- d. Effect size for independent t -tests uses Cohen's d ; z -tests use Cohen's h .
- e. Statistics are weighted by institution-reported sex and enrollment status (and institution size for comparison groups). Categorical items are not listed.
- f. The 95% confidence interval for the population mean is equal to the sample mean plus or minus 1.96 times the standard error of the mean.
- g. A measure of the amount individual scores deviate from the mean of all the scores in the distribution.
- h. Degrees of freedom used to compute the t -tests. Values differ from N s due to weighting and whether equal variances were assumed.
- i. Statistical comparisons are two-tailed independent t -tests or z -tests. Statistical significance represents the probability that the difference between your students' mean and that of the students in the comparison group is due to chance.
- j. Statistical comparison uses z -test to compare the proportion who responded (depending on the item) "Done or in progress" or "Yes" with all who responded otherwise.
- k. Mean represents the proportion who responded (depending on the item) "Done or in progress" or "Yes."

Key to symbols:

-  **Your students' average** was significantly higher ($p < .05$) with an effect size at least .3 in magnitude.
-  **Your students' average** was significantly higher ($p < .05$) with an effect size less than .3 in magnitude.
-  **Your students' average** was significantly lower ($p < .05$) with an effect size less than .3 in magnitude.
-  **Your students' average** was significantly lower ($p < .05$) with an effect size at least .3 in magnitude.

Note: It is important to interpret the direction of differences relative to item wording and your institutional context.